PL/SQL & SQL Coding Guidelines



trivadis
Part of Accenture

Tips for Development & Operation

Document Version 4.3-SNAPSHOT

© 2022 Trivadis AG

Table of Contents

Table of Contents 2

About 6

Foreword 6

License 7

Trademarks 7

Disclaimer 7

Revision History 7

Introduction 8

Scope 8

Document Conventions 8

SQALE characteristics and subcharacteristics 8

Severity of the rule 10

Keywords used 11

Validator support 11

Why are standards important 11

We have other standards 11

We do not agree with all your standards 12

Naming Conventions 13

General Guidelines 13

Naming Conventions for PL/SQL 13

Database Object Naming Conventions 14

Collection Type 14

Column 15

Check Constraint 15

DML / Instead of Trigger 15

Foreign Key Constraint 15

Function 16

Index 16

Object Type 16

Package 16

Primary Key Constraint 16

Procedure 17

Sequence 17

Synonym 17

System Trigger 17

Table 18

Temporary Table (Global Temporary Table) 18

Unique Key Constraint 18

View 19

Coding Style 20

Formatting 20

Rules 20

Example 20

Code Commenting 22

Conventions 22

Commenting Tags 22

Example 22

Language Usage 23

General 23

G-1010: Try to label your sub blocks. 23

G-1020: Always have a matching loop or block label. 24

G-1030: Avoid defining variables that are not used. 26

G-1040: Avoid dead code. 27

G-1050: Avoid using literals in your code. 29
G-1060: Avoid storing ROWIDs or UROWIDs in database tables. 31
G-1070: Avoid nesting comment blocks. 32
G-1080: Avoid using the same expression on both sides of a relational comparison operator or a logical operator. 33

Variables & Types 34
General 34
G-2110: Try to use anchored declarations for variables, constants and types. 34
G-2120: Try to have a single location to define your types. 35
G-2130: Try to use subtypes for constructs used often in your code. 36
G-2135: Avoid assigning values to local variables that are not used by a subsequent statement. 37
G-2140: Never initialize variables with NULL. 38
G-2145: Never self-assign a variable. 39
G-2150: Avoid comparisons with NULL value, consider using IS [NOT] NULL. 40
G-2160: Avoid initializing variables using functions in the declaration section. 41
G-2170: Never overload variables. 42
G-2180: Never use quoted identifiers. 43
G-2185: Avoid using overly short names for explicitly or implicitly declared identifiers. 44
G-2190: Avoid using ROWID or UROWID. 45
Numeric Data Types 46
G-2210: Avoid declaring NUMBER variables, constants or subtypes with no precision. 46
G-2220: Try to use PLS_INTEGER instead of NUMBER for arithmetic operations with integer values. 47
G-2230: Try to use SIMPLE_INTEGER datatype when appropriate. 48
Character Data Types 49
G-2310: Avoid using CHAR data type. 49
G-2320: Never use VARCHAR data type. 50
G-2330: Never use zero-length strings to substitute NULL. 51
G-2340: Always define your VARCHAR2 variables using CHAR SEMANTIC (if not defined anchored). 52
Boolean Data Types 53
G-2410: Try to use boolean data type for values with dual meaning. 53
Large Objects 54
G-2510: Avoid using the LONG and LONG RAW data types. 54
Cursor Variables 55
G-2610: Never use self-defined weak ref cursor types. 55

DML & SQL 56
General 56
G-3110: Always specify the target columns when coding an insert statement. 56
G-3115: Avoid self-assigning a column. 57
G-3120: Always use table aliases when your SQL statement involves more than one source. 58
G-3130: Try to use ANSI SQL-92 join syntax. 60
G-3140: Try to use anchored records as targets for your cursors. 61
G-3145: Avoid using SELECT * directly from a table or view. 62
G-3150: Try to use identity columns for surrogate keys. 63
G-3160: Avoid visible virtual columns. 64
G-3170: Always use DEFAULT ON NULL declarations to assign default values to table columns if you refuse to store NULL values. 66
G-3180: Always specify column names instead of positional references in ORDER BY clauses. 67
G-3185: Never use ROWNUM at the same query level as ORDER BY. 68
G-3190: Avoid using NATURAL JOIN. 69
G-3195: Always use wildcards in a LIKE clause. 70
Bulk Operations 71
G-3210: Always use BULK OPERATIONS (BULK COLLECT, FORALL) whenever you have to execute a DML statement for more than 4 times. 71
G-3220: Always process saved exceptions from a FORALL statement. 72
Transaction Control 73
G-3310: Never commit within a cursor loop. 73
G-3320: Try to move transactions within a non-cursor loop into procedures. 75

Control Structures 76
CURSOR 76
G-4110: Always use %NOTFOUND instead of NOT %FOUND to check whether a cursor returned data. 76
G-4120: Avoid using %NOTFOUND directly after the FETCH when working with BULK OPERATIONS and LIMIT clause. 77
G-4130: Always close locally opened cursors. 79
G-4140: Avoid executing any statements between a SQL operation and the usage of an implicit cursor attribute. 80
CASE / IF / DECODE / NVL / NVL2 / COALESCE 82
G-4210: Try to use CASE rather than an IF statement with multiple ELSIF paths. 82
G-4220: Try to use CASE rather than DECODE. 83
G-4230: Always use a COALESCE instead of a NVL command, if parameter 2 of the NVL function is a function call or a SELECT statement. 85
G-4240: Always use a CASE instead of a NVL2 command if parameter 2 or 3 of NVL2 is either a function call or a SELECT statement. 86
G-4250: Avoid using identical conditions in different branches of the same IF or CASE statement. 87
G-4260: Avoid inverting boolean conditions with NOT. 88
G-4270: Avoid comparing boolean values to boolean literals. 89
Flow Control 90
G-4310: Never use GOTO statements in your code. 90

G-4320: Always label your loops. 92
G-4325: Never reuse labels in inner scopes. 94
G-4330: Always use a CURSOR FOR loop to process the complete cursor results unless you are using bulk operations. 95
G-4340: Always use a NUMERIC FOR loop to process a dense array. 96
G-4350: Always use 1 as lower and COUNT() as upper bound when looping through a dense array. 97
G-4360: Always use a WHILE loop to process a loose array. 98
G-4365: Never use unconditional CONTINUE or EXIT in a loop. 99
G-4370: Avoid using EXIT to stop loop processing unless you are in a basic loop. 100
G-4375: Always use EXIT WHEN instead of an IF statement to exit from a loop. 102
G-4380: Try to label your EXIT WHEN statements. 103
G-4385: Never use a cursor for loop to check whether a cursor returns data. 105
G-4390: Avoid use of unreferenced FOR loop indexes. 106
G-4395: Avoid hard-coded upper or lower bound values with FOR loops. 107

Exception Handling 108
G-5010: Try to use a error/logging framework for your application. 108
G-5020: Never handle unnamed exceptions using the error number. 109
G-5030: Never assign predefined exception names to user defined exceptions. 110
G-5040: Avoid use of WHEN OTHERS clause in an exception section without any other specific handlers. 112
G-5050: Avoid use of the RAISE_APPLICATION_ERROR built-in procedure with a hard-coded 20nnn error number or hard-coded message. 113
G-5060: Avoid unhandled exceptions. 114
G-5070: Avoid using Oracle predefined exceptions. 115
G-5080: Always use FORMAT_ERROR_BACKTRACE when using FORMAT_ERROR_STACK or SQLERRM. 116

Dynamic SQL 118
G-6010: Always use a character variable to execute dynamic SQL. 118
G-6020: Try to use output bind arguments in the RETURNING INTO clause of dynamic DML statements rather than the USING clause. 119

Stored Objects 120
General 120
G-7110: Try to use named notation when calling program units. 120
G-7120: Always add the name of the program unit to its end keyword. 121
G-7125: Always use CREATE OR REPLACE instead of CREATE alone. 122
G-7130: Always use parameters or pull in definitions rather than referencing external variables in a local program unit. 123
G-7140: Always ensure that locally defined procedures or functions are referenced. 125
G-7150: Try to remove unused parameters. 126
G-7160: Always explicitly state parameter mode. 127
G-7170: Avoid using an IN OUT parameter as IN or OUT only. 128
Packages 130
G-7210: Try to keep your packages small. Include only few procedures and functions that are used in the same context. 130
G-7220: Always use forward declaration for private functions and procedures. 131
G-7230: Avoid declaring global variables public. 133
G-7250: Never use RETURN in package initialization block. 135
Procedures 136
G-7310: Avoid standalone procedures – put your procedures in packages. 136
G-7320: Avoid using RETURN statements in a PROCEDURE. 137
G-7330: Always assign values to OUT parameters. 138
Functions 139
G-7410: Avoid standalone functions – put your functions in packages. 139
G-7420: Always make the RETURN statement the last statement of your function. 140
G-7430: Try to use no more than one RETURN statement within a function. 141
G-7440: Never use OUT parameters to return values from a function. 142
G-7450: Never return a NULL value from a BOOLEAN function. 143
G-7460: Try to define your packaged/standalone function deterministic if appropriate. 144
Oracle Supplied Packages 145
G-7510: Always prefix Oracle supplied packages with owner schema name. 145
Object Types 146
Triggers 147
G-7710: Avoid cascading triggers. 147
G-7720: Never use multiple UPDATE OF in trigger event clause. 149
G-7730: Avoid multiple DML events per trigger. 150
G-7740: Never handle multiple DML events per trigger if primary key is assigned in trigger. 151
Sequences 153
G-7810: Never use SQL inside PL/SQL to read sequence numbers (or SYSDATE). 153
SQL Macros 154
G-7910: Never use DML within a SQL macro. 154

Patterns 155
Checking the Number of Rows 155
G-8110: Never use SELECT COUNT(*) if you are only interested in the existence of a row. 155
G-8120: Never check existence of a row to decide whether to create it or not. 157
Access objects of foreign application schemas 158
G-8210: Always use synonyms when accessing objects of another application schema. 158

Validating input parameter size 159
G-8310: Always validate input parameter size by assigning the parameter to a size limited variable in the declaration section of program unit. 159
Ensure single execution at a time of a program unit 161
G-8410: Always use application locks to ensure a program unit is only running once at a given time. 161
Use dbms_application_info package to follow progress of a process 163
G-8510: Always use dbms_application_info to track program process transiently. 163
Function Usage 164
G-9010: Always use a format model in string to date/time conversion functions. 164
G-9020: Try to use a format model and NLS_NUMERIC_CHARACTERS in string to number conversion functions. 165
G-9030: Try to define a default value on conversion errors. 166
Restriction 166
G-9040: Try using FX in string to date/time conversion format model to avoid fuzzy conversion. 167
Complexity Analysis 168
Halstead Metrics 168
Calculation 168
McCabe's Cyclomatic Complexity 168
Description 168
Calculation 169
Code Reviews 171
Tool Support 172
db* CODECOP for SQL Developer 172
Introduction 172
Examples 172
db* CODECOP for SonarQube 176
Introduction 176
Examples 176
Run Code Analysis via SonarScanner 176
Run Code Analyis with CI Environments 177
View Code Analysis Result in SonarQube 177
db* CODECOP Command Line 181
Introduction 181
Examples 181
db* CODECOP Validators 184
Provided Validators 184
plscope-utils 185
Introduction 185
Appendix 186
A - PL/SQL & SQL Coding Guidelines as PDF 186
B - Mapping new guidelines to prior versions 186

About

Foreword

In the I.T. world of today, robust and secure applications are becoming more and more important. Many business processes no longer work without I.T. and the dependence of businesses on their I.T. has grown tremendously, meaning we need robust and maintainable applications. An important requirement is to have standards and guidelines, which make it possible to maintain source code created by a number of people quickly and easily. This forms the basis of well functioning off- or on-shoring strategy, as it allows quality assurance to be carried out efficiently at the source.

Good standards and guidelines are based on the wealth of experience and knowledge gained from past (and future?) problems, such as those, which can arise in a cloud environment, for example.

Urban Lankes
Chairman
biGENIUS AG

The Oracle Database Developer community is made stronger by resources freely shared by experts around the world, such as the Trivadis Coding Guidelines. If you have not yet adopted standards for writing SQL and PL/SQL in your applications, this is a great place to start.

Steven Feuerstein
Senior Advisor
Insum Solutions

Coding Guidelines are a crucial part of software development. It is a matter of fact, that code is more often read than written – therefore we should take efforts to ease the work of the reader, which is not necessarily the author.

I am convinced that this standard may be a good starting point for your own guidelines.

Roger Troller
Senior Consultant
finnova AG Bankware

License

The Trivadis PL/SQL & SQL Coding Guidelines are licensed under the Apache License, Version 2.0. You may obtain a copy of the License at http://www.apache.org/licenses/LICENSE-2.0.

Trademarks

All terms that are known trademarks or service marks have been capitalized. All trademarks are the property of their respective owners.

Disclaimer

The authors and publisher shall have neither liability nor responsibility to any person or entity with respect to the loss or damages arising from the information contained in this work. This work may include inaccuracies or typographical errors and solely represent the opinions of the authors. Changes are periodically made to this document without notice. The authors reserve the right to revise this document at any time without notice.

Revision History

The first version of these guidelines was compiled by Roger Troller on March 17, 2009. Jörn Kulessa, Daniela Reiner, Richard Bushnell, Andreas Flubacher and Thomas Mauch helped Roger complete version 1.2 until August 21, 2009. This was the first GA version. The handy printed version in A5 format was distributed free of charge at the DOAG Annual Conference and on other occasions. Since then Roger updated the guidelines regularily. Philipp Salvisberg was involved in the review process for version 3.0 which was a major update. Philipp took the lead, after Roger left Trivadis in 2016. In 2020 Kim Berg Hansen started handling guidelines maintenance, letting Philipp concentrate on the related Trivadis db* CODECOP tool.

Since July, 7 2018 these guidelines are hosted on GitHub. Ready to be enhanced by the community and forked to fit specific needs.

On https://github.com/Trivadis/plsql-and-sql-coding-guidelines/releases you find the release information for every version since 1.2.

Introduction

This document describes rules and recommendations for developing applications using the PL/SQL & SQL Language.

Scope

This document applies to the PL/SQL and SQL language as used within Oracle Databases and tools, which access Oracle Databases version 11g Release 2 or later.

Document Conventions

SQALE (Software Quality Assessment based on Lifecycle Expectations) is a method to support the evaluation of a software application source code. It is a generic method, independent of the language and source code analysis tools.

SQALE characteristics and subcharacteristics

Characteristic	Description and Subcharacteristics
Changeability	The capability of the software product to enable a specified modification to be implemented. ● Architecture related changeability ● Logic related changeability ● Data related changeability
Efficiency	The capability of the software product to provide appropriate performance, relative to the amount of resources used, under stated conditions. ● Memory use ● Processor use ● Network use
Maintainability	The capability of the software product to be modified. Modifications may include corrections, improvements or adaptation of the software to changes in environment, and in requirements and functional specifications. ● Understandability ● Readability
Portability	The capability of the software product to be transferred from one environment to another. ● Compiler related portability ● Hardware related portability ● Language related portability ● OS related portability ● Software related portability ● Time zone related portability.

Reliability	The capability of the software product to maintain a specified level of performance when used under specified conditions. ● Architecture related reliability ● Data related reliability ● Exception handling ● Fault tolerance ● Instruction related reliability ● Logic related reliability ● Resource related reliability ● Synchronization related reliability ● Unit tests coverage.
Reusability	The capability of the software product to be reused within the development process. ● Modularity ● Transportability.
Security	The capability of the software product to protect information and data so that unauthorized persons or systems cannot read or modify them and authorized persons or systems are not denied access to them. ● API abuse ● Errors (e.g. leaving a system in a vulnerable state) ● Input validatation and representation ● Security features.
Testability	The capability of the software product to enable modified software to be validated. ● Integration level testability ● Unit level testability.

Severity of the rule

Blocker

Will or may result in a bug.

Critical

Will have a high/direct impact on the maintenance cost.

Major

Will have a medium/potential impact on the maintenance cost.

Minor

Will have a low impact on the maintenance cost.

Info

Very low impact; it is just a remediation cost report.

Keywords used

Keyword	Meaning
Always	Emphasizes this rule must be enforced.
Never	Emphasizes this action must not happen.
Avoid	Emphasizes that the action should be prevented, but some exceptions may exist.
Try	Emphasizes that the rule should be attempted whenever possible and appropriate.
Example	Precedes text used to illustrate a rule or a recommendation.
Reason	Explains the thoughts and purpose behind a rule or a recommendation.
Restriction	Describes the circumstances to be fulfilled to make use of a rule.

Validator support

The tool db* CODECOP (see the "Tool Support" chapter) cannot support*all* the guidelines in this document. Those guidelines that are *not* supported by db* CODECOP validators are marked like this:

> ❌ **Unsupported in db* CODECOP Validators**
>
> Reason why the specific guideline is not supported by the validators.

The db* CODECOP repository documents the details of validator limitations.

Why are standards important

For a machine executing a program, code formatting is of no importance. However, for the human eye, well-formatted code is much easier to read. Modern tools can help to implement format and coding rules.

Implementing formatting and coding standards has the following advantages for PL/SQL development:

- Well-formatted code is easier to read, analyze and maintain (not only for the author but also for other developers).
- The developers do not have to define their own guidelines - it is already defined.
- The code has a structure that makes it easier to avoid making errors.
- The code is more efficient concerning performance and organization of the whole application.
- The code is more modular and thus easier to use for other applications.

We have other standards

This document only defines possible standards. These standards are not written in stone, but are meant as guidelines. If standards already exist, and they are different from those in this document, it makes no sense to change them.

We do not agree with all your standards

There are basically two types of standards.

1. Non-controversial

   These standards make sense. There is no reason not to follow them. An example of this category is G-2150: Avoid comparisons with NULL value, consider using IS [NOT] NULL.

2. Controversial

   Almost every rule/guideline falls into this category. An example of this category is 3 space indention. - Why not 2 or 4 or even 8? Why not use tabs? You can argue in favor of all these options. In most cases it does not really matter which option you choose. Being consistent is more important. In this case it will make the code easier to read.

For very controversial rules, we have started to include the reasoning either as a footnote or directly in the text.

Usually it is not helpful to open an issue on GitHub to request to change a highly controversial rule such as the one mentioned. For example, use 2 spaces instead of 3 spaces for an indentation. This leads to a discussion where the people in favor of 4 spaces start to argument as well. There is no right or wrong here. You just have to agree on a standard.

More effective is to fork this repository and amend the standards to fit your needs/expectations.

Naming Conventions

General Guidelines

1. Never use names with a leading numeric character.
2. Always choose meaningful and specific names.
3. Avoid using abbreviations unless the full name is excessively long.
4. Avoid long abbreviations. Abbreviations should be shorter than 5 characters.
5. Any abbreviations must be widely known and accepted.
6. Create a glossary with all accepted abbreviations.
7. Never use keywords as names. A list of keywords may be found in the dictionary view `v$reserved_words`.
8. Avoid adding redundant or meaningless prefixes and suffixes to identifiers.
   Example: `create table emp_table`.
9. Always use one spoken language (e.g. English, German, French) for all objects in your application.
10. Always use the same names for elements with the same meaning.

Naming Conventions for PL/SQL

In general, the Oracle Database is not case sensitive with names. A variable named personname is equal to one named PersonName, as well as to one named PERSONNAME. Some products (e.g. TMDA by Trivadis, APEX, OWB) put each name within double quotes (") so the Oracle Database will treat these names to be case sensitive. Using case sensitive variable names force developers to use double quotes for each reference to the variable. Our recommendation is to write all names in lowercase and to avoid double quoted identifiers.

A widely used convention is to follow a `{prefix}variablecontent{suffix}` pattern.

The following table shows a possible set of naming conventions.

Identifier	Prefix	Suffix	Example
Global Variable	`g_`		`g_version`
Local Variable	`l_`		`l_version`
Cursor	`c_`		`c_employees`
Record	`r_`		`r_employee`
Array / Table	`t_`		`t_employees`
Object	`o_`		`o_employee`
Cursor Parameter	`p_`		`p_empno`

In Parameter	`in_`		`in_empno`
Out Parameter	`out_`		`out_ename`
In/Out Parameter	`io_`		`io_employee`
Record Type Definitions	`r_`	`_type`	`r_employee_type`
Array/Table Type Definitions	`t_`	`_type`	`t_employees_type`
Exception	`e_`		`e_employee_exists`
Constants	`co_`		`co_empno`
Subtypes		`_type`	`big_string_type`

Database Object Naming Conventions

Never enclose object names (table names, column names, etc.) in double quotes to enforce mixed case or lower case object names in the data dictionary.

Collection Type

A collection type should include the name of the collected objects in their name. Furthermore, they should have the suffix `_ct` to identify it as a collection.

Optionally prefixed by a project abbreviation.

Examples:

- `employees_ct`
- `orders_ct`

Column

Singular name of what is stored in the column (unless the column data type is a collection, in this case you use plural names)

Add a comment to the database dictionary for every column.

Check Constraint

Table name or table abbreviation followed by the column and/or role of the check constraint, a `_ck` and an optional number suffix.

Examples:

- `employees_salary_min_ck`
- `orders_mode_ck`

DML / Instead of Trigger

Choose a naming convention that includes:

either

- the name of the object the trigger is added to,
- any of the triggering events:
  - `_br_iud` for Before Row on Insert, Update and Delete
  - `_io_id` for Instead of Insert and Delete

or

- the name of the object the trigger is added to,
- the activity done by the trigger,
- the suffix `_trg`

Examples:

- `employees_br_iud`
- `orders_audit_trg`
- `orders_journal_trg`

Foreign Key Constraint

Table abbreviation followed by referenced table abbreviation followed by a `_fk` and an optional number suffix.

Examples:

- `empl_dept_fk`
- `sct_icmd_ic_fk1`

Function

Name is built from a verb followed by a noun in general. Nevertheless, it is not sensible to call a function `get_...` as a function always gets something.

The name of the function should answer the question “What is the outcome of the function?”

Optionally prefixed by a project abbreviation.

Example: `employee_by_id`

If more than one function provides the same outcome, you have to be more specific with the name.

Index

Indexes serving a constraint (primary, unique or foreign key) are named accordingly.

Other indexes should have the name of the table and columns (or their purpose) in their name and should also have `_idx` as a suffix.

Object Type

The name of an object type is built by its content (singular) followed by a `_ot` suffix.

Optionally prefixed by a project abbreviation.

Example: `employee_ot`

Package

Name is built from the content that is contained within the package.

Optionally prefixed by a project abbreviation.

Examples:

- `employees_api` - API for the employee table
- `logging_up` - Utilities including logging support

Primary Key Constraint

Table name or table abbreviation followed by the suffix `_pk`.

Examples:

- `employees_pk`
- `departments_pk`
- `sct_contracts_pk`

Procedure

Name is built from a verb followed by a noun. The name of the procedure should answer the question “What is done?”

Procedures and functions are often named with underscores between words because some editors write all letters in uppercase in the object tree, so it is difficult to read them.

Optionally prefixed by a project abbreviation.

Examples:

- `calculate_salary`
- `set_hiredate`
- `check_order_state`

Sequence

Name is built from the table name (or its abbreviation) the sequence serves as primary key generator and the suffix `_seq` or the purpose of the sequence followed by a `_seq`.

Optionally prefixed by a project abbreviation.

Examples:

- `employees_seq`
- `order_number_seq`

Synonym

Synonyms should be used to address an object in a foreign schema rather than to rename an object. Therefore, synonyms should share the name with the referenced object.

System Trigger

Name of the event the trigger is based on.

- Activity done by the trigger
- Suffix `_trg`

Examples:

- `ddl_audit_trg`
- `logon_trg`

Table

Plural[1] name of what is contained in the table (unless the table is designed to always hold one row only – then you should use a singular name).

Suffixed by `_eb` when protected by an editioning view.

Add a comment to the database dictionary for every table and every column in the table.

Optionally prefixed by a project abbreviation.

Examples:

- `employees`
- `departments`
- `countries_eb` - table interfaced by an editioning view named `countries`
- `sct_contracts`
- `sct_contract_lines`
- `sct_incentive_modules`

Temporary Table (Global Temporary Table)

Naming as described for tables.

Optionally suffixed by `_tmp`

Optionally prefixed by a project abbreviation.

Examples:

- `employees_tmp`
- `contracts_tmp`

Unique Key Constraint

Table name or table abbreviation followed by the role of the unique key constraint, a `_uk` and an optional number suffix.

Examples:

- `employees_name_uk`
- `departments_deptno_uk`
- `sct_contracts_uk`
- `sct_coli_uk`
- `sct_icmd_uk1`

View

Plural[1] name of what is contained in the view. Optionally suffixed by an indicator identifying the object as a view (mostly used, when a 1:1 view layer lies above the table layer)

Editioning views are named like the original underlying table to avoid changing the existing application code when introducing edition based redefinition (EBR).

Add a comment to the database dictionary for every view and every column.

Optionally prefixed by a project abbreviation.

Examples:

- `active_orders`
- `orders_v` - a view to the orders table
- `countries` - an editioning view for table `countries_eb`

Coding Style

Formatting

Rules

Rule	Description
1	Keywords and names are written in lowercase [2].
2	3 space indention[3].
3	One command per line.
4	Keywords `loop`, `else`, `elsif`, `end if`, `when` on a new line.
5	Commas in front of separated elements.
6	Call parameters aligned, operators aligned, values aligned.
7	SQL keywords are right aligned within a SQL command.
8	Within a program unit only line comments `--` are used.
9	Brackets are used when needed or when helpful to clarify a construct.

Example

```oracle_plsql
create or replace procedure set_salary(in_employee_id in employees.employee_id%type) is
   cursor c_employees(p_employee_id in employees.employee_id%type) is
      select last_name
            ,first_name
            ,salary
        from employees
       where employee_id = p_employee_id
       order by last_name
            ,first_name;

   r_employee   c_employees%rowtype;
   l_new_salary employees.salary%type;
begin
   open c_employees(p_employee_id => in_employee_id);
   fetch c_employees into r_employee;
   close c_employees;

   new_salary(in_employee_id => in_employee_id
              ,out_salary     => l_new_salary);

   -- Check whether salary has changed
   if r_employee.salary <> l_new_salary then
      update employees
         set salary = l_new_salary
       where employee_id = in_employee_id;
   end if;
end set_salary;
```

Code Commenting

Conventions

Inside a program unit only use the line commenting technique `--` unless you temporarly deactivate code sections for testing.

To comment the source code for later document generation, comments like `/** ... */` are used. Within these documentation comments, tags may be used to define the documentation structure.

Tools like Oracle SQL Developer or PL/SQL Developer include documentation functionality based on a javadoc-like tagging.

Commenting Tags

Tag	Meaning	Example
`param`	Description of a parameter.	`@param in_string input string`
`return`	Description of the return value of a function.	`@return result of the calculation`
`throws`	Describe errors that may be raised by the program unit.	`@throws NO_DATA_FOUND`

Example

This is an example using the documentation capabilities of SQL Developer.

```
/**
Check whether we passed a valid sql name

@param   in_name  string to be checked
@return  in_name if the string represents a valid sql name
@throws  ORA-44003: invalid SQL name

<b>Call Example:</b>
<pre>
   select TVDAssert.valid_sql_name('TEST') from dual;
   select TVDAssert.valid_sql_name('123') from dual
</pre>
*/
```

Language Usage

General

G-1010: Try to label your sub blocks.

Minor

Maintainability

Reason

It's a good alternative for comments to indicate the start and end of a named processing.

Example (bad)

```
begin
   begin
      null;
   end;

   begin
      null;
   end;
end;
/
```

Example (good)

```
begin
   <<prepare_data>>
   begin
      null;
   end prepare_data;

   <<process_data>>
   begin
      null;
   end process_data;
end good;
/
```

G-1020: Always have a matching loop or block label.

Minor

Maintainability

Reason

Use a label directly in front of loops and nested anonymous blocks:

- To give a name to that portion of code and thereby self-document what it is doing.
- So that you can repeat that name with the `end` statement of that block or loop.

Example (bad)

```
declare
   i            integer;
   co_min_value constant integer := 1;
   co_max_value constant integer := 10;
   co_increment constant integer := 1;
begin
   <<prepare_data>>
   begin
      null;
   end;

   <<process_data>>
   begin
      null;
   end;

   i := co_min_value;
   <<while_loop>>
   while (i <= co_max_value)
   loop
      i := i + co_increment;
   end loop;

   <<basic_loop>>
   loop
      exit basic_loop;
   end loop;

   <<for_loop>>
   for i in co_min_value..co_max_value
   loop
      sys.dbms_output.put_line(i);
   end loop;
end;
/
```

Example (good)

```
declare
   i            integer;
   co_min_value constant integer := 1;
   co_max_value constant integer := 10;
   co_increment constant integer := 1;
begin
   <<prepare_data>>
   begin
      null;
   end prepare_data;

   <<process_data>>
   begin
      null;
   end process_data;

   i := co_min_value;
   <<while_loop>>
   while (i <= co_max_value)
   loop
      i := i + co_increment;
   end loop while_loop;

   <<basic_loop>>
   loop
      exit basic_loop;
   end loop basic_loop;

   <<for_loop>>
   for i in co_min_value..co_max_value
   loop
      sys.dbms_output.put_line(i);
   end loop for_loop;
end;
/
```

G-1030: Avoid defining variables that are not used.

Minor

Efficiency, Maintainability

Reason

Unused variables decrease the maintainability and readability of your code.

Example (bad)

```
create or replace package body my_package is
   procedure my_proc is
      l_last_name      employees.last_name%type;
      l_first_name     employees.first_name%type;
      co_department_id constant departments.department_id%type := 10;
      e_good           exception;
   begin
      select e.last_name
        into l_last_name
        from employees e
       where e.department_id = co_department_id;
   exception
      when no_data_found then
         null; -- handle_no_data_found;
      when too_many_rows then
         null; -- handle_too_many_rows;
   end my_proc;
end my_package;
/
```

Example (good)

```
create or replace package body my_package is
   procedure my_proc is
      l_last_name      employees.last_name%type;
      co_department_id constant departments.department_id%type := 10;
      e_good           exception;
   begin
      select e.last_name
        into l_last_name
        from employees e
       where e.department_id = co_department_id;

      raise e_good;
   exception
      when no_data_found then
         null; -- handle_no_data_found;
      when too_many_rows then
         null; -- handle_too_many_rows;
   end my_proc;
end my_package;
/
```

G-1040: Avoid dead code.

Minor

Maintainability

Reason

Any part of your code, which is no longer used or cannot be reached, should be eliminated from your programs to simplify the code.

Example (bad)

```
declare
   co_dept_purchasing constant departments.department_id%type := 30;
begin
   if 2 = 3 then
      null; -- some dead code here
   end if;

   null; -- some enabled code here

   <<my_loop>>
   loop
      exit my_loop;
      null; -- some dead code here
   end loop my_loop;

   null; -- some other enabled code here

   case
      when 1 = 1 and 'x' = 'y' then
         null; -- some dead code here
      else
         null; -- some further enabled code here
   end case;

   <<my_loop2>>
   for r_emp in (
      select last_name
        from employees
       where department_id = co_dept_purchasing
          or commission_pct is not null
         and 5 = 6
   )
   -- "or commission_pct is not null" is dead code
   loop
      sys.dbms_output.put_line(r_emp.last_name);
   end loop my_loop2;

   return;
   null; -- some dead code here
end;
/
```

Example (good)

```oracle_plsql
declare
   co_dept_admin constant dept.deptno%type := 10;
begin
   null; -- some enabled code here
   null; -- some other enabled code here
   null; -- some further enabled code here

   <<my_loop2>>
   for r_emp in (
      select last_name
        from employees
       where department_id = co_dept_admin
          or commission_pct is not null
   )
   loop
      sys.dbms_output.put_line(r_emp.last_name);
   end loop my_loop2;
end;
/
```

G-1050: Avoid using literals in your code.

Minor

Changeability

Reason

Literals are often used more than once in your code. Having them defined as a constant reduces typos in your code and improves the maintainability.

All constants should be collated in just one package used as a library. If these constants should be used in SQL too it is good practice to write a deterministic package function for every constant.

In specific situations this rule could lead to an extreme plethora of constants, for example if you use Logger like `logger.append_param(p_params =>l_params, p_name => 'p_param1_todo', p_val => p_param1_todo);`, where the value for `p_name` always should be the name of the variable that is passed to `p_val`. For such cases it would be overkill to add constants for every single variable name you are logging, so if you use Logger or similar, consider making that an exception to the rule, just document exactly which exceptions you will allow and stick to them.

Example (bad)

```
declare
   l_job employees.job_id%type;
begin
   select e.job_id
     into l_job
     from employees e
    where e.manager_id is null;

   if l_job = 'AD_PRES' then
      null;
   end if;
exception
   when no_data_found then
      null; -- handle_no_data_found;
   when too_many_rows then
      null; -- handle_too_many_rows;
end;
/
```

Example (good)

```oracle_plsql
create or replace package constants_up is
   co_president constant employees.job_id%type := 'AD_PRES';
end constants_up;
/

declare
   l_job employees.job_id%type;
begin
   select e.job_id
     into l_job
     from employees e
    where e.manager_id is null;

   if l_job = constants_up.co_president then
      null;
   end if;
exception
   when no_data_found then
      null; -- handle_no_data_found;
   when too_many_rows then
      null; -- handle_too_many_rows;
end;
/
```

G-1060: Avoid storing ROWIDs or UROWIDs in database tables.

> ⚠ **Major**
>
> Reliability

Reason

It is an extremely dangerous practice to store `rowid`'s in a table, except for some very limited scenarios of runtime duration. Any manually explicit or system generated implicit table reorganization will reassign the row's `rowid` and break the data consistency.

Instead of using `rowid` for later reference to the original row one should use the primary key column(s).

Example (bad)

```
begin
   insert into employees_log (
      employee_id
     ,last_name
     ,first_name
     ,rid
   )
   select employee_id
         ,last_name
         ,first_name
         ,rowid
     from employees;
end;
/
```

Example (good)

```
begin
   insert into employees_log (
      employee_id
     ,last_name
     ,first_name
   )
   select employee_id
         ,last_name
         ,first_name
     from employees;
end;
/
```

G-1070: Avoid nesting comment blocks.

Minor

Maintainability

Reason

Having an end-of-comment within a block comment will end that block-comment. This does not only influence your code but is also very hard to read.

Example (bad)

```
begin
   /* comment one -- nested comment two */
   null;
   -- comment three /* nested comment four */
   null;
end;
/
```

Example (good)

```
begin
   /* comment one, comment two */
   null;
   -- comment three, comment four
   null;
end;
/
```

G-1080: Avoid using the same expression on both sides of a relational comparison operator or a logical operator.

Minor

Maintainability, Efficiency, Testability

Reason

Using the same value on either side of a binary operator is almost always a mistake. In the case of logical operators, it is either a copy/paste error and therefore a bug, or it is simply wasted code and should be simplified.

This rule ignores operators `+`, `*` and `||`, and expressions: `1=1`, `1<>1`, `1!=1`, `1~=1` and `1^=1`.

Example (bad)

```
select emp.first_name
      ,emp.last_name
      ,emp.salary
      ,emp.hire_date
  from employees emp
 where emp.salary > 3000
    or emp.salary > 3000
 order by emp.last_name,emp.first_name;
```

Example (good)

```
select emp.first_name
      ,emp.last_name
      ,emp.salary
      ,emp.hire_date
  from employees emp
 where emp.salary > 3000
 order by emp.last_name,emp.first_name;
```

Variables & Types

General

G-2110: Try to use anchored declarations for variables, constants and types.

Major

Maintainability, Reliability

REASON

Changing the size of the database column last_name in the employees table from `varchar2(20)` to `varchar2(30)` will result in an error within your code whenever a value larger than the hard coded size is read from the table. This can be avoided using anchored declarations.

EXAMPLE (BAD)

```
create or replace package body my_package is
   procedure my_proc is
      l_last_name  varchar2(20 char);
      co_first_row constant integer := 1;
   begin
      select e.last_name
        into l_last_name
        from employees e
       where rownum = co_first_row;
   exception
      when no_data_found then
         null; -- handle no_data_found
      when too_many_rows then
         null; -- handle too_many_rows (impossible)
   end my_proc;
end my_package;
/
```

EXAMPLE (GOOD)

```
create or replace package body my_package is
   procedure my_proc is
      l_last_name  employees.last_name%type;
      co_first_row constant integer := 1;
   begin
      select e.last_name
        into l_last_name
        from employees e
       where rownum = co_first_row;
   exception
      when no_data_found then
         null; -- handle no_data_found
      when too_many_rows then
         null; -- handle too_many_rows (impossible)
   end my_proc;
end my_package;
/
```

G-2120: Try to have a single location to define your types.

Minor

Changeability

REASON

Single point of change when changing the data type. No need to argue where to define types or where to look for existing definitions.

A single location could be either a type specification package or the database (database-defined types).

EXAMPLE (BAD)

```
create or replace package body my_package is
   procedure my_proc is
      subtype big_string_type is varchar2(1000 char);
      l_note big_string_type;
   begin
      l_note := some_function();
      do_something(l_note);
   end my_proc;
end my_package;
/
```

EXAMPLE (GOOD)

```
create or replace package types_up is
   subtype big_string_type is varchar2(1000 char);
end types_up;
/

create or replace package body my_package is
   procedure my_proc is
      l_note types_up.big_string_type;
   begin
      l_note := some_function();
      do_something(l_note);
   end my_proc;
end my_package;
/
```

G-2130: Try to use subtypes for constructs used often in your code.

Minor

Changeability

REASON

Single point of change when changing the data type.

Your code will be easier to read as the usage of a variable/constant may be derived from its definition.

EXAMPLES OF POSSIBLE SUBTYPE DEFINITIONS

Type	Usage
`ora_name_type`	Object corresponding to the Oracle Database naming conventions (table, variable, column, package, etc.).
`max_vc2_type`	String variable with maximal VARCHAR2 size.
`array_index_type`	Best fitting data type for array navigation.
`id_type`	Data type used for all primary key (id) columns.

EXAMPLE (BAD)

```
create or replace package body my_package is
   procedure my_proc is
      l_note varchar2(1000 char);
   begin
      l_note := some_function();
      do_something(l_note);
   end my_proc;
end my_package;
/
```

EXAMPLE (GOOD)

```
create or replace package types_up is
   subtype big_string_type is varchar2(1000 char);
end types_up;
/

create or replace package body my_package is
   procedure my_proc is
      l_note types_up.big_string_type;
   begin
      l_note := some_function();
      do_something(l_note);
   end my_proc;
end my_package;
/
```

G-2135: Avoid assigning values to local variables that are not used by a subsequent statement.

Major

Efficiency, Maintainability, Testability

REASON

Expending resources calculating and assigning values to a local variable and never use the value subsequently is at best a waste, at worst indicative of a mistake that leads to a bug.

EXAMPLE (BAD)

```
create or replace package body my_package is
   procedure my_proc is
      co_employee_id constant employees.employee_id%type := 1042;
      l_last_name    employees.last_name%type;
      l_message      varchar2(100 char);
   begin
      select emp.last_name
        into l_last_name
        from employees emp
       where emp.employee_id = co_employee_id;

      l_message := 'Hello, ' || l_last_name;
   exception
      when no_data_found then
         null; -- handle_no_data_found;
      when too_many_rows then
         null; -- handle_too_many_rows;
   end my_proc;
end my_package;
/
```

EXAMPLE (GOOD)

```
create or replace package body my_package is
   procedure my_proc is
      co_employee_id constant employees.employee_id%type := 1042;
      l_last_name    employees.last_name%type;
      l_message      varchar2(100 char);
   begin
      select emp.last_name
        into l_last_name
        from employees emp
       where emp.employee_id = co_employee_id;

      l_message := 'Hello, ' || l_last_name;

      message_api.send_message(l_message);
   exception
      when no_data_found then
         null; -- handle_no_data_found;
      when too_many_rows then
         null; -- handle_too_many_rows;
   end my_proc;
end my_package;
/
```

G-2140: Never initialize variables with NULL.

Minor

Maintainability

REASON

Variables are initialized to `null` by default.

EXAMPLE (BAD)

```
declare
   l_note big_string_type := null;
begin
   sys.dbms_output.put_line(l_note);
end;
/
```

EXAMPLE (GOOD)

```
declare
   l_note big_string_type;
begin
   sys.dbms_output.put_line(l_note);
end;
/
```

G-2145: Never self-assign a variable.

Minor

Maintainability

REASON

There is no reason to assign a variable to itself. It is either a redundant statement that should be removed, or it is a mistake where some other value was intended in the assignment.

EXAMPLE (BAD)

```
declare
   l_function_result pls_integer;
   l_parallel_degree pls_integer;
begin
   l_function_result := maintenance.get_config('parallel_degree');
   l_parallel_degree := l_parallel_degree;
   do_something(l_parallel_degree);
end;
/
```

EXAMPLE (GOOD)

```
declare
   l_function_result pls_integer;
   l_parallel_degree pls_integer;
begin
   l_function_result := maintenance.get_config('parallel_degree');
   l_parallel_degree := l_function_result;
   do_something(l_parallel_degree);
end;
/
```

G-2150: Avoid comparisons with NULL value, consider using IS [NOT] NULL.

Blocker

Portability, Reliability

REASON

The `null` value can cause confusion both from the standpoint of code review and code execution. You must always use the `is null` or `is not null` syntax when you need to check if a value is or is not `null`.

EXAMPLE (BAD)

```
declare
   l_value integer;
begin
   if l_value = null then
      null;
   end if;
end;
/
```

EXAMPLE (GOOD)

```
declare
   l_value integer;
begin
   if l_value is null then
      null;
   end if;
end;
/
```

G-2160: Avoid initializing variables using functions in the declaration section.

Critical

Reliability

REASON

If your initialization fails, you will not be able to handle the error in your exceptions block.

EXAMPLE (BAD)

```
declare
   co_department_id  constant integer := 100;
   l_department_name departments.department_name%type :=
      department_api.name_by_id(in_id => co_department_id);
begin
   sys.dbms_output.put_line(l_department_name);
end;
/
```

EXAMPLE (GOOD)

```
declare
   co_department_id  constant integer                          := 100;
   co_unkown_name    constant departments.department_name%type := 'unknown';
   l_department_name departments.department_name%type;
begin
   <<init>>
   begin
      l_department_name := department_api.name_by_id(in_id => co_department_id);
   exception
      when value_error then
         l_department_name := co_unkown_name;
   end init;

   sys.dbms_output.put_line(l_department_name);
end;
/
```

G-2170: Never overload variables.

Major

Reliability

REASON

The readability of your code will be higher when you do not overload variables.

EXAMPLE (BAD)

```
begin
   <<main>>
   declare
      co_main    constant user_objects.object_name%type := 'test_main';
      co_sub     constant user_objects.object_name%type := 'test_sub';
      co_sep     constant user_objects.object_name%type := ' - ';
      l_variable user_objects.object_name%type          := co_main;
   begin
      <<sub>>
      declare
         l_variable user_objects.object_name%type := co_sub;
      begin
         sys.dbms_output.put_line(l_variable
            || co_sep
            || main.l_variable);
      end sub;
   end main;
end;
/
```

EXAMPLE (GOOD)

```
begin
   <<main>>
   declare
      co_main         constant user_objects.object_name%type := 'test_main';
      co_sub          constant user_objects.object_name%type := 'test_sub';
      co_sep          constant user_objects.object_name%type := ' - ';
      l_main_variable user_objects.object_name%type          := co_main;
   begin
      <<sub>>
      declare
         l_sub_variable user_objects.object_name%type := co_sub;
      begin
         sys.dbms_output.put_line(l_sub_variable
            || co_sep
            || l_main_variable);
      end sub;
   end main;
end;
/
```

G-2180: Never use quoted identifiers.

Major

Maintainability

REASON

Quoted identifiers make your code hard to read and maintain.

EXAMPLE (BAD)

```
declare
   "sal+comm"     integer;
   "my constant"  constant integer := 1;
   "my exception" exception;
begin
   "sal+comm" := "my constant";
exception
   when "my exception" then
      null;
end;
/
```

EXAMPLE (GOOD)

```
declare
   l_sal_comm     integer;
   co_my_constant constant integer := 1;
   e_my_exception exception;
begin
   l_sal_comm := co_my_constant;
exception
   when e_my_exception then
      null;
end;
/
```

G-2185: Avoid using overly short names for explicitly or implicitly declared identifiers.

Minor

Maintainability

REASON

You should ensure that the name you have chosen well defines its purpose and usage. While you can save a few keystrokes typing very short names, the resulting code is obscure and hard for anyone besides the author to understand.

EXAMPLE (BAD)

```
declare
   i integer;
   c constant integer := 1;
   e exception;
begin
   i := c;
exception
   when e then
      null;
end;
/
```

EXAMPLE (GOOD)

```
declare
   l_sal_comm     integer;
   co_my_constant constant integer := 1;
   e_my_exception exception;
begin
   l_sal_comm := co_my_constant;
exception
   when e_my_exception then
      null;
end;
/
```

G-2190: Avoid using ROWID or UROWID.

Major

Portability, Reliability

REASON

Be careful about your use of Oracle Database specific data types like `rowid` and `urowid`. They might offer a slight improvement in performance over other means of identifying a single row (primary key or unique index value), but that is by no means guaranteed.

Use of `rowid` or `urowid` means that your SQL statement will not be portable to other SQL databases. Many developers are also not familiar with these data types, which can make the code harder to maintain.

EXAMPLE (BAD)

```
declare
   l_department_name departments.department_name%type;
   l_rowid           rowid;
begin
   update departments
      set department_name = l_department_name
    where rowid = l_rowid;
end;
/
```

EXAMPLE (GOOD)

```
declare
   l_department_name departments.department_name%type;
   l_department_id   departments.department_id%type;
begin
   update departments
      set department_name = l_department_name
    where department_id = l_department_id;
end;
/
```

Numeric Data Types

G-2210: Avoid declaring NUMBER variables, constants or subtypes with no precision.

Minor

Efficiency

REASON

If you do not specify precision `number` is defaulted to 38 or the maximum supported by your system, whichever is less. You may well need all this precision, but if you know you do not, you should specify whatever matches your needs.

EXAMPLE (BAD)

```
create or replace package body constants_up is
   co_small_increase constant number := 0.1;

   function small_increase return number is
   begin
      return co_small_increase;
   end small_increase;
end constants_up;
/
```

EXAMPLE (GOOD)

```
create or replace package body constants_up is
   co_small_increase constant number(5,1) := 0.1;

   function small_increase return number is
   begin
      return co_small_increase;
   end small_increase;
end constants_up;
/
```

G-2220: Try to use PLS_INTEGER instead of NUMBER for arithmetic operations with integer values.

Minor

Efficiency

REASON

`pls_integer` having a length of -2,147,483,648 to 2,147,483,647, on a 32bit system.

There are many reasons to use `pls_integer` instead of `number`:

- `pls_integer` uses less memory
- `pls_integer` uses machine arithmetic, which is up to three times faster than library arithmetic, which is used by `number`.

EXAMPLE (BAD)

```
create or replace package body constants_up is
   co_big_increase constant number(5,0) := 1;

   function big_increase return number is
   begin
      return co_big_increase;
   end big_increase;
end constants_up;
/
```

EXAMPLE (GOOD)

```
create or replace package body constants_up is
   co_big_increase constant pls_integer := 1;

   function big_increase return pls_integer is
   begin
      return co_big_increase;
   end big_increase;
end constants_up;
/
```

G-2230: Try to use SIMPLE_INTEGER datatype when appropriate.

Minor

Efficiency

REASON

`simple_integer` does no checks on numeric overflow, which results in better performance compared to the other numeric datatypes.

With Oracle Database 11g, the new data type `simple_integer` has been introduced. It is a sub-type of `pls_integer` and covers the same range. The basic difference is that `simple_integer` is always `not null`. When the value of the declared variable is never going to be null then you can declare it as `simple_integer`. Another major difference is that you will never face a numeric overflow using `simple_integer` as this data type wraps around without giving any error. `simple_integer` data type gives major performance boost over `pls_integer` when code is compiled in `native` mode, because arithmetic operations on `simple_integer` type are performed directly at the hardware level.

EXAMPLE (BAD)

```
create or replace package body constants_up is
   co_big_increase constant number(5,0) := 1;

   function big_increase return number
      deterministic
   is
   begin
      return co_big_increase;
   end big_increase;
end constants_up;
/
```

EXAMPLE (GOOD)

```
create or replace package body constants_up is
   co_big_increase constant simple_integer := 1;

   function big_increase return simple_integer
      deterministic
   is
   begin
      return co_big_increase;
   end big_increase;
end constants_up;
/
```

Character Data Types

G-2310: Avoid using CHAR data type.

> ⚠ **Major**
>
> Reliability

REASON

`char` is a fixed length data type, which should only be used when appropriate. `char` columns/variables are always filled to its specified lengths; this may lead to unwanted side effects and undesired results.

EXAMPLE (BAD)

```
create or replace package types_up
is
   subtype description_type is char(200);
end types_up;
/
```

EXAMPLE (GOOD)

```
create or replace package types_up
is
   subtype description_type is varchar2(200 char);
end types_up;
/
```

G-2320: Never use VARCHAR data type.

Major

Portability

REASON

Do not use the `varchar` data type. Use the `varchar2` data type instead. Although the `varchar` data type is currently synonymous with `varchar2`, the `varchar` data type is scheduled to be redefined as a separate data type used for variable-length character strings compared with different comparison semantics.

EXAMPLE (BAD)

```
create or replace package types_up is
   subtype description_type is varchar(200);
end types_up;
/
```

EXAMPLE (GOOD)

```
create or replace package types_up is
   subtype description_type is varchar2(200 char);
end types_up;
/
```

G-2330: Never use zero-length strings to substitute NULL.

Major

Portability

REASON

Today zero-length strings and `null` are currently handled identical by the Oracle Database. There is no guarantee that this will still be the case in future releases, therefore if you mean `null` use `null`.

EXAMPLE (BAD)

```
create or replace package body constants_up is
   co_null_string constant varchar2(1 char) := '';

   function null_string return varchar2 is
   begin
      return co_null_string;
   end null_string;
end constants_up;
/
```

EXAMPLE (GOOD)

```
create or replace package body constants_up is

   function empty_string return varchar2 is
   begin
      return null;
   end empty_string;
end constants_up;
/
```

G-2340: Always define your VARCHAR2 variables using CHAR SEMANTIC (if not defined anchored).

Minor

Reliability

REASON

Changes to the `nls_length_semantic` will only be picked up by your code after a recompilation.

In a multibyte environment a `varchar2(10)` definition may not necessarily hold 10 characters when multibyte characters are part of the value that should be stored, unless the definition was done using the `char` semantic.

EXAMPLE (BAD)

```
create or replace package types_up is
   subtype description_type is varchar2(200);
end types_up;
/
```

EXAMPLE (GOOD)

```
create or replace package types_up is
   subtype description_type is varchar2(200 char);
end types_up;
/
```

Boolean Data Types

G-2410: Try to use boolean data type for values with dual meaning.

Minor

Maintainability

REASON

The use of `true` and `false` clarifies that this is a boolean value and makes the code easier to read.

EXAMPLE (BAD)

```
declare
   co_newfile constant pls_integer := 1000;
   co_oldfile constant pls_integer := 500;
   l_bigger   pls_integer;
begin
   if co_newfile < co_oldfile then
      l_bigger := constants_up.co_numeric_true;
   else
      l_bigger := constants_up.co_numeric_false;
   end if;
end;
/
```

EXAMPLE (BETTER)

```
declare
   co_newfile constant pls_integer := 1000;
   co_oldfile constant pls_integer := 500;
   l_bigger   boolean;
begin
   if co_newfile < co_oldfile then
      l_bigger := true;
   else
      l_bigger := false;
   end if;
end;
/
```

EXAMPLE (GOOD)

```
declare
   co_newfile constant pls_integer := 1000;
   co_oldfile constant pls_integer := 500;
   l_bigger   boolean;
begin
   l_bigger := nvl(co_newfile < co_oldfile,false);
end;
/
```

Large Objects

G-2510: Avoid using the LONG and LONG RAW data types.

> **Major**
>
> Portability

REASON

`long` and `long raw` data types have been deprecated by the Oracle Database since version 8i - support might be discontinued in future Oracle Database releases.

There are many constraints to `long` datatypes in comparison to the `lob` types.

EXAMPLE (BAD)

```
create or replace package example_package is
   g_long long;
   g_raw long raw;

   procedure do_something;
end example_package;
/

create or replace package body example_package is
   procedure do_something is
   begin
      null;
   end do_something;
end example_package;
/
```

EXAMPLE (GOOD)

```
create or replace package example_package is
   procedure do_something;
end example_package;
/

create or replace package body example_package is
   g_long clob;
   g_raw  blob;

   procedure do_something is
   begin
      null;
   end do_something;
end example_package;
/
```

Cursor Variables

G-2610: Never use self-defined weak ref cursor types.

Minor

Changeability, Maintainability, Portability, Reusability

REASON

There is no reason to define your own weak ref cursor types, as they are not different from the built-in `sys_refcursor`. Introducing your own types just gives you unnecessary maintenance to perform.

EXAMPLE (BAD)

```
declare
   type local_weak_cursor_type is ref cursor;
   c_data local_weak_cursor_type;
begin
   if configuration.use_employee then
      open c_data for
         select e.employee_id,e.first_name,e.last_name
           from employees e;
   else
      open c_data for
         select e.emp_id,e.name
           from emp e;
   end if;
end;
/
```

EXAMPLE (GOOD)

```
declare
   c_data sys_refcursor;
begin
   if configuration.use_employee then
      open c_data for
         select e.employee_id,e.first_name,e.last_name
           from employees e;
   else
      open c_data for
         select e.emp_id,e.name
           from emp e;
   end if;
end;
/
```

DML & SQL

General

G-3110: Always specify the target columns when coding an insert statement.

Major

Maintainability, Reliability

REASON

Data structures often change. Having the target columns in your insert statements will lead to change-resistant code.

EXAMPLE (BAD)

```
insert into departments
values (
   departments_seq.nextval
  ,'Support'
  ,100
  ,10);
```

EXAMPLE (GOOD)

```
insert into departments (
   department_id
  ,department_name
  ,manager_id
  ,location_id)
values (
   departments_seq.nextval
  ,'Support'
  ,100
  ,10);
```

G-3115: Avoid self-assigning a column.

Minor

Maintainability

REASON

There is normally no reason to assign a column to itself. It is either a redundant statement that should be removed, or it is a mistake where some other value was intended in the assignment.

One exception to this rule can be when you attempt to fire cross edition triggers when using Edition Based Redefinition.

EXAMPLE (BAD)

```
update employees
   set first_name = first_name;
```

EXAMPLE (GOOD)

```
update employees
   set first_name = initcap(first_name);
```

G-3120: Always use table aliases when your SQL statement involves more than one source.

Major

Maintainability

REASON

It is more human readable to use aliases instead of writing columns with no table information.

Especially when using subqueries the omission of table aliases may end in unexpected behavior and result.

EXAMPLE (BAD)

```
select last_name
      ,first_name
      ,department_name
  from employees
  join departments
 using (department_id)
 where extract(month from hire_date) = extract(month from sysdate);
```

If the `jobs` table has no `employee_id` column and `employees` has one this query will not raise an error but return all rows of the `employees` table as a subquery is allowed to access columns of all its parent tables - this construct is known as correlated subquery.

```
select last_name
      ,first_name
  from employees
 where employee_id in (
          select employee_id
            from jobs
           where job_title like '%Manager%'
       );
```

EXAMPLE (BETTER)

```
select e.last_name
      ,e.first_name
      ,d.department_name
  from employees e
  join departments d
    on (e.department_id = d.department_id)
 where extract(month from e.hire_date) = extract(month from sysdate);
```

EXAMPLE (GOOD)

Using meaningful aliases improves the readability of your code.

```
select emp.last_name
      ,emp.first_name
      ,dept.department_name
  from employees emp
  join departments dept
    on (emp.department_id = dept.department_id)
 where extract(month from emp.hire_date) = extract(month from sysdate);
```

If the `jobs` table has no `employee_id` column this query will return an error due to the directive (given by adding the table alias to the column) to read the `employee_id` column from the `jobs` table.

```sql
select emp.last_name
      ,emp.first_name
  from employees emp
 where emp.employee_id in (
         select j.employee_id
           from jobs j
          where j.job_title like '%Manager%'
       );
```

G-3130: Try to use ANSI SQL-92 join syntax.

Minor

Maintainability, Portability

REASON

ANSI SQL-92 join syntax supports the full outer join. A further advantage of the ANSI SQL-92 join syntax is the separation of the join condition from the query filters.

EXAMPLE (BAD)

```
select e.employee_id
      ,e.last_name
      ,e.first_name
      ,d.department_name
  from employees e
      ,departments d
 where e.department_id = d.department_id
   and extract(month from e.hire_date) = extract(month from sysdate);
```

EXAMPLE (GOOD)

```
select emp.employee_id
      ,emp.last_name
      ,emp.first_name
      ,dept.department_name
  from employees emp
  join departments dept
    on dept.department_id = emp.department_id
 where extract(month from emp.hire_date) = extract(month from sysdate);
```

G-3140: Try to use anchored records as targets for your cursors.

Major

Maintainability, Reliability

REASON

Using cursor-anchored records as targets for your cursors results enables the possibility of changing the structure of the cursor without regard to the target structure.

EXAMPLE (BAD)

```
declare
   cursor c_employees is
      select employee_id,first_name,last_name
        from employees;
   l_employee_id employees.employee_id%type;
   l_first_name  employees.first_name%type;
   l_last_name   employees.last_name%type;
begin
   open c_employees;
   fetch c_employees into l_employee_id,l_first_name,l_last_name;
   <<process_employees>>
   while c_employees%found
   loop
      -- do something with the data
      fetch c_employees into l_employee_id,l_first_name,l_last_name;
   end loop process_employees;
   close c_employees;
end;
/
```

EXAMPLE (GOOD)

```
declare
   cursor c_employees is
      select employee_id,first_name,last_name
        from employees;
   r_employee c_employees%rowtype;
begin
   open c_employees;
   fetch c_employees into r_employee;
   <<process_employees>>
   while c_employees%found
   loop
      -- do something with the data
      fetch c_employees into r_employee;
   end loop process_employees;
   close c_employees;
end;
/
```

G-3145: Avoid using SELECT * directly from a table or view.

Major

Efficiency, Maintainability, Reliability, Testability

REASON

Use of SELECT * when querying a table or view makes it impossible for the optimizer to take into account which columns will actually be used by the application, potentially leading to sub-optimal execution plans (for example full scanning the table where a full scan of an index might have sufficed.) Also SELECT * possibly can break your code in the future in case of changes to the table structure (for example new or invisible columns.)

Exceptions to the rule can be when querying an inline view (where the SELECT * is just to avoid repeating same columns as inside the inline view), or when fetching into records defined as MYTABLE%ROWTYPE for the purpose of processing all columns of the record.

EXAMPLE (BAD)

```
begin
   <<raise_salary>>
   for r_employee in (
      select *
        from employees
   )
   loop
      employee_api.calculate_raise_by_seniority(
         id_in       => r_employee.id
        ,salary_in   => r_employee.salary
        ,hiredate_in => r_employee.hiredate
      );
   end loop raise_salary;
end;
/
```

EXAMPLE (GOOD)

```
begin
   <<raise_salary>>
   for r_employee in (
      select id,salary,hiredate
        from employees
   )
   loop
      employee_api.calculate_raise_by_seniority(
         id_in       => r_employee.id
        ,salary_in   => r_employee.salary
        ,hiredate_in => r_employee.hiredate
      );
   end loop raise_salary;
end;
/
```

G-3150: Try to use identity columns for surrogate keys.

Minor

Maintainability, Reliability

RESTRICTION

Oracle Database 12c

REASON

An identity column is a surrogate key by design – there is no reason why we should not take advantage of this natural implementation when the keys are generated on database level. Using identity column (and therefore assigning sequences as default values on columns) has a huge performance advantage over a trigger solution.

EXAMPLE (BAD)

```
create table locations (
   location_id        number(10)        not null
  ,location_name      varchar2(60 char) not null
  ,city               varchar2(30 char) not null
  ,constraint locations_pk primary key (location_id)
  )
/

create sequence location_seq start with 1 cache 20
/

create or replace trigger location_br_i
before insert on locations
for each row
begin
   :new.location_id := location_seq.nextval;
end;
/
```

EXAMPLE (GOOD)

```
create table locations (
   location_id        number(10)  generated always as identity
  ,location_name      varchar2(60 char) not null
  ,city               varchar2(30 char) not null
  ,constraint locations_pk primary key (location_id))
/
```

`generated always as identity` ensures that the `location_id` is populated by a sequence. It is not possible to override the behavior in the application.

However, if you use a framework that produces an `insert` statement including the surrogate key column, and you cannot change this behavior, then you have to use the `generated by default on null as identity` option. This has the downside that the application may pass a value, which might lead to an immediate or delayed `ORA-00001: unique constraint violated` error.

G-3160: Avoid visible virtual columns.

Major

Maintainability, Reliability

Unsupported in db* CODECOP Validators

We cannot identify the type of a column. Requires `create table` and `alter table` parser support or access to the Oracle Data Dictionary.

RESTRICTION

Oracle Database 12c

REASON

In contrast to visible columns, invisible columns are not part of a record defined using `%rowtype` construct. This is helpful as a virtual column may not be programmatically populated. If your virtual column is visible you have to manually define the record types used in API packages to be able to exclude them from being part of the record definition.

Invisible columns may be accessed by explicitly adding them to the column list in a `select` statement.

EXAMPLE (BAD)

```
1  alter table employees
2     add total_salary generated always as (salary + nvl(commission_pct,0) * salary)
3  /
4
5  declare
6     r_employee employees%rowtype;
7     l_id       employees.employee_id%type := 107;
8  begin
9     r_employee        := employee_api.employee_by_id(l_id);
10    r_employee.salary := r_employee.salary * constants_up.small_increase();
11
12    update employees
13       set row = r_employee
14     where employee_id = l_id;
15 end;
16 /
```

```
1  Error report -
2  ORA-54017: update operation disallowed on virtual columns
3  ORA-06512: at line 9
```

EXAMPLE (GOOD)

```oracle_plsql
alter table employees
   add total_salary invisible generated always as
      (salary + nvl(commission_pct,0) * salary)
/

declare
   r_employee employees%rowtype;
   co_id      constant employees.employee_id%type := 107;
begin
   r_employee        := employee_api.employee_by_id(co_id);
   r_employee.salary := r_employee.salary * constants_up.small_increase();

   update employees
      set row = r_employee
    where employee_id = co_id;
end;
/
```

G-3170: Always use DEFAULT ON NULL declarations to assign default values to table columns if you refuse to store NULL values.

Major

Reliability

Unsupported in db* CODECOP Validators

We cannot identify column default values. Requires `create table` and `alter table` parser support or access to the Oracle Data Dictionary.

RESTRICTION

Oracle Database 12c

REASON

Default values have been nullifiable until Oracle Database 12c. Meaning any tool sending null as a value for a column having a default value bypassed the default value. Starting with Oracle Database 12c default definitions may have an `on null` definition in addition, which will assign the default value in case of a `null` value too.

EXAMPLE (BAD)

```
create table null_test (
   test_case        number(2) not null
  ,column_defaulted varchar2(10 char) default 'Default')
/
insert into null_test(test_case,column_defaulted) values (1,'Value');
insert into null_test(test_case,column_defaulted) values (2,default);
insert into null_test(test_case,column_defaulted) values (3,null);

select * from null_test;
```

```
TEST_CASE  COLUMN_DEF
---------  -----------
        1  Value
        2  Default
        3
```

EXAMPLE (GOOD)

```
create table null_test (
   test_case        number(2) not null
  ,column_defaulted varchar2(10 char) default on null 'Default')
/
insert into null_test(test_case,column_defaulted) values (1,'Value');
insert into null_test(test_case,column_defaulted) values (2,default);
insert into null_test(test_case,column_defaulted) values (3,null);

select * from null_test;
```

```
 TEST_CASE COLUMN_DEF
---------- ----------
         1 Value
         2 Default
         3 Default
```

G-3180: Always specify column names instead of positional references in ORDER BY clauses.

Major

Changeability, Reliability

REASON

If you change your `select` list afterwards the `order by` will still work but order your rows differently, when not changing the positional number. Furthermore, it is not comfortable to the readers of the code, if they have to count the columns in the `select` list to know the way the result is ordered.

EXAMPLE (BAD)

```
select upper(first_name)
      ,last_name
      ,salary
      ,hire_date
  from employees
 order by 4,1,3;
```

EXAMPLE (GOOD)

```
select upper(first_name) as first_name
      ,last_name
      ,salary
      ,hire_date
  from employees
 order by hire_date
      ,first_name
      ,salary;
```

G-3185: Never use ROWNUM at the same query level as ORDER BY.

Major

Reliability, Testability

REASON

The `rownum` pseudo-column is assigned before the `order by` clause is used, so using `rownum` on the same query level as `order by` will not assign numbers in the desired ordering. Instead you should move the `order by` into an inline view and use `rownum` in the outer query.

EXAMPLE (BAD)

```
select first_name
      ,last_name
      ,salary
      ,hire_date
      ,rownum as salary_rank
  from employees
 where rownum <= 5
 order by salary desc;
```

EXAMPLE (GOOD)

```
select first_name
      ,last_name
      ,salary
      ,hire_date
      ,rownum as salary_rank
  from (
         select first_name
               ,last_name
               ,salary
               ,hire_date
           from employees
          order by salary desc
       )
 where rownum <= 5;
```

G-3190: Avoid using NATURAL JOIN.

> ⚠ **Major**
>
> Changeability, Reliability

REASON

A `natural join` joins tables on equally named columns. This may comfortably fit on first sight, but adding logging columns to a table (`changed_by`, `changed_date`) will result in inappropriate join conditions.

EXAMPLE (BAD)

```
select department_name
      ,last_name
      ,first_name
  from employees
natural join departments
 order by department_name
      ,last_name;
```

```
DEPARTMENT_NAME                LAST_NAME                 FIRST_NAME
------------------------------ ------------------------- --------------------
Accounting                     Gietz                     William
Executive                      De Haan                   Lex
...
```

```
alter table departments add modified_at date default on null sysdate;
alter table employees add modified_at date default on null sysdate;

select department_name
      ,last_name
      ,first_name
  from employees
natural join departments
 order by department_name
      ,last_name;
```

```
No data found
```

EXAMPLE (GOOD)

```
select d.department_name
      ,e.last_name
      ,e.first_name
  from employees e
  join departments d
    on (e.department_id = d.department_id)
 order by d.department_name
      ,e.last_name;
```

```
DEPARTMENT_NAME                LAST_NAME                 FIRST_NAME
------------------------------ ------------------------- --------------------
Accounting                     Gietz                     William
Executive                      De Haan                   Lex
...
```

G-3195: Always use wildcards in a LIKE clause.

Minor

Maintainability

REASON

Using `like` without at least one wildcard (`%` or `_`) is unclear to a maintainer whether a wildcard is forgotten or it is meant as equality test. A common antipattern is also to forget that an underscore is a wildcard, so using `like` instead of equal can return unwanted rows. If the `char` datatype is involved, there is also the danger of `like` not using blank padded comparison where equal will. Depending on use case, you should either remember at least one wildcard or use normal equality operator.

EXAMPLE (BAD)

```
select e.employee_id
      ,e.last_name
  from employees e
 where e.last_name like 'Smith';
```

EXAMPLE (GOOD)

Using a wildcard:

```
select e.employee_id
      ,e.last_name
  from employees e
 where e.last_name like 'Smith%';
```

Change to equality operator instead:

```
select e.employee_id
      ,e.last_name
  from employees e
 where e.last_name = 'Smith';
```

Bulk Operations

G-3210: Always use BULK OPERATIONS (BULK COLLECT, FORALL) whenever you have to execute a DML statement for more than 4 times.

> ⚠ **Major**
>
> Efficiency

REASON

Context switches between PL/SQL and SQL are extremely costly. BULK Operations reduce the number of switches by passing an array to the SQL engine, which is used to execute the given statements repeatedly.

(Depending on the PLSQL_OPTIMIZE_LEVEL parameter a conversion to BULK COLLECT will be done by the PL/SQL compiler automatically.)

EXAMPLE (BAD)

```
declare
   t_employee_ids   employee_api.t_employee_ids_type;
   co_increase      constant employees.salary%type          := 0.1;
   co_department_id constant departments.department_id%type := 10;
begin
   t_employee_ids := employee_api.employee_ids_by_department(
                        id_in => co_department_id
                     );
   <<process_employees>>
   for i in 1..t_employee_ids.count()
   loop
      update employees
         set salary = salary + (salary * co_increase)
       where employee_id = t_employee_ids(i);
   end loop process_employees;
end;
/
```

EXAMPLE (GOOD)

```
declare
   t_employee_ids   employee_api.t_employee_ids_type;
   co_increase      constant employees.salary%type          := 0.1;
   co_department_id constant departments.department_id%type := 10;
begin
   t_employee_ids := employee_api.employee_ids_by_department(
                        id_in => co_department_id
                     );
   <<process_employees>>
   forall i in 1..t_employee_ids.count()
      update employees
         set salary = salary + (salary * co_increase)
       where employee_id = t_employee_ids(i);
end;
/
```

G-3220: Always process saved exceptions from a FORALL statement.

Major

Reliability, Testability

REASON

Using `save exceptions` in a `forall` statement without actually processing the saved exceptions is just wasted work.

If your use of `forall` is meant to be atomic (all or nothing), don't use `save exceptions`. If you want to handle errors of individual rows and do use `save exceptions`, always include an exception handler block with a loop to process the saved exceptions.

EXAMPLE (BAD)

```
declare
   t_employee_ids   employee_api.t_employee_ids_type;
   co_increase      constant employees.salary%type          := 0.1;
   co_department_id constant departments.department_id%type := 10;
   e_bulk_errors    exception;
   pragma exception_init(e_bulk_errors,-24381);
begin
   t_employee_ids := employee_api.employee_ids_by_department(
                        id_in => co_department_id
                     );
   <<process_employees>>
   forall i in 1..t_employee_ids.count() save exceptions
      update employees
         set salary = salary + (salary * co_increase)
       where employee_id = t_employee_ids(i);
end;
/
```

EXAMPLE (GOOD)

```
declare
   t_employee_ids   employee_api.t_employee_ids_type;
   co_increase      constant employees.salary%type          := 0.1;
   co_department_id constant departments.department_id%type := 10;
   e_bulk_errors    exception;
   pragma exception_init(e_bulk_errors,-24381);
begin
   t_employee_ids := employee_api.employee_ids_by_department(
                        id_in => co_department_id
                     );
   <<process_employees>>
   forall i in 1..t_employee_ids.count() save exceptions
      update employees
         set salary = salary + (salary * co_increase)
       where employee_id = t_employee_ids(i);
exception
   when e_bulk_errors then
      <<handle_bulk_exceptions>>
      for i in 1..sql%bulk_exceptions.count
      loop
         logger.log(sql%bulk_exceptions(i).error_code);
      end loop handle_bulk_exceptions;
end;
/
```

Transaction Control

G-3310: Never commit within a cursor loop.

Critical

Efficiency, Reliability

REASON

Doing frequent commits within a cursor loop (all types of loops over cursors, whether implicit cursor for loop or loop with explicit fetch from cursor or cursor variable) risks not being able to complete due to ORA-01555, gives bad performance, and risks that the work is left in an unknown half-finished state and cannot be restarted.

- If the work belongs together (an atomic transaction) the `commit` should be moved to after the loop. Or even better if the logic can be rewritten to a single DML statement on all relevant rows instead of a loop, committing after the single statement.
- If each loop iteration is a self-contained atomic transaction, consider instead to populate a collection of transactions to be done (taking restartability into account by collection population), loop over that collection (instead of looping over a cursor) and call a procedure (that contains the transaction logic and the `commit`) in the loop (see also G-3320).

EXAMPLE (BAD)

```
declare
   l_counter  integer := 0;
   l_discount discount.percentage%type;
begin
   <<new_orders>>
   for r_order in (
      select o.order_id,o.customer_id
        from orders o
       where o.order_status = 'New'
   )
   loop
      l_discount := sales_api.calculate_discount(p_customer_id => r_order.customer_id);

      update order_lines ol
         set ol.discount = l_discount
       where ol.order_id = r_order.order_id;

      l_counter  := l_counter + 1;
      if l_counter = 100 then
         commit;
         l_counter := 0;
      end if;
   end loop new_orders;
   if l_counter > 0 then
      commit;
   end if;
end;
/
```

EXAMPLE (GOOD)

```
declare
   l_discount discount.percentage%type;
begin
   <<new_orders>>
   for r_order in (
      select o.order_id,o.customer_id
        from orders o
       where o.order_status = 'New'
   )
   loop
      l_discount := sales_api.calculate_discount(p_customer_id => r_order.customer_id);

      update order_lines ol
         set ol.discount = l_discount
       where ol.order_id = r_order.order_id;
   end loop new_orders;

   commit;
end;
/
```

EXAMPLE (BEST)

(Assuming suitable foreign key relationship exists to allow updating a join.)

```
begin
   update (
             select o.customer_id,ol.discount
               from orders o
               join order_lines ol
                 on ol.order_id = o.order_id
              where o.order_status = 'New'
          )
      set discount = sales_api.calculate_discount(p_customer_id => customer_id);

   commit;
end;
/
```

G-3320: Try to move transactions within a non-cursor loop into procedures.

Major

Maintainability, Reusability, Testability

REASON

Commit inside a non-cursor loop (other loop types than loops over cursors - see also G-3310) is either a self-contained atomic transaction, or it is a chunk (with suitable restartability handling) of very large data manipulations. In either case encapsulating the transaction in a procedure is good modularity, enabling reuse and testing of a single call.

EXAMPLE (BAD)

```
begin
   <<create_headers>>
   for l_counter in 1..5
   loop
      insert into headers (id,text) values (l_counter,'Number ' || l_counter);

      insert into lines (header_id,line_no,text)
      select l_counter,rownum,'Line ' || rownum
        from dual
     connect by level <= 3;

      commit;
   end loop create_headers;
end;
/
```

EXAMPLE (GOOD)

```
declare
   procedure create_rows(
      in_header_id in headers.id%type
   ) is
   begin
      insert into headers (id,text) values (in_header_id,'Number ' || in_header_id);

      insert into lines (header_id,line_no,text)
      select in_header_id,rownum,'Line ' || rownum
        from dual
     connect by level <= 3;

      commit;
   end;
begin
   <<create_headers>>
   for l_counter in 1..5
   loop
      create_rows(l_counter);
   end loop create_headers;
end;
/
```

Control Structures

CURSOR

G-4110: Always use %NOTFOUND instead of NOT %FOUND to check whether a cursor returned data.

Minor

Maintainability

REASON

The readability of your code will be higher when you avoid negative sentences.

EXAMPLE (BAD)

```
declare
   cursor c_employees is
      select last_name
            ,first_name
        from employees
       where commission_pct is not null;

   r_employee c_employees%rowtype;
begin
   open c_employees;

   <<read_employees>>
   loop
      fetch c_employees into r_employee;
      exit read_employees when not c_employees%found;
   end loop read_employees;

   close c_employees;
end;
/
```

EXAMPLE (GOOD)

```
declare
   cursor c_employees is
      select last_name
            ,first_name
        from employees
       where commission_pct is not null;

   r_employee c_employees%rowtype;
begin
   open c_employees;

   <<read_employees>>
   loop
      fetch c_employees into r_employee;
      exit read_employees when c_employees%notfound;
   end loop read_employees;

   close c_employees;
end;
/
```

G-4120: Avoid using %NOTFOUND directly after the FETCH when working with BULK OPERATIONS and LIMIT clause.

Critical

Reliability

REASON

`%notfound` is set to `true` as soon as less than the number of rows defined by the `limit` clause has been read.

EXAMPLE (BAD)

The employees table holds 107 rows. The example below will only show 100 rows as the cursor attribute `notfound` is set to true as soon as the number of rows to be fetched defined by the `limit` clause is not fulfilled anymore.

```
declare
   cursor c_employees is
      select *
        from employees
       order by employee_id;

   type t_employees_type is table of c_employees%rowtype;
   t_employees  t_employees_type;
   co_bulk_size constant simple_integer := 10;
begin
   open c_employees;

   <<process_employees>>
   loop
      fetch c_employees bulk collect into t_employees limit co_bulk_size;
      exit process_employees when c_employees%notfound;

      <<display_employees>>
      for i in 1..t_employees.count()
      loop
         sys.dbms_output.put_line(t_employees(i).last_name);
      end loop display_employees;
   end loop process_employees;

   close c_employees;
end;
/
```

EXAMPLE (BETTER)

This example will show all 107 rows but execute one fetch too much (12 instead of 11).

```oracle_plsql
declare
   cursor c_employees is
      select *
        from employees
       order by employee_id;

   type t_employees_type is table of c_employees%rowtype;
   t_employees  t_employees_type;
   co_bulk_size constant simple_integer := 10;
begin
   open c_employees;

   <<process_employees>>
   loop
      fetch c_employees bulk collect into t_employees limit co_bulk_size;
      exit process_employees when t_employees.count() = 0;
      <<display_employees>>
      for i in 1..t_employees.count()
      loop
         sys.dbms_output.put_line(t_employees(i).last_name);
      end loop display_employees;
   end loop process_employees;

   close c_employees;
end;
/
```

EXAMPLE (GOOD)

This example does the trick (11 fetches only to process all rows)

```oracle_plsql
declare
   cursor c_employees is
      select *
        from employees
       order by employee_id;

   type t_employees_type is table of c_employees%rowtype;
   t_employees  t_employees_type;
   co_bulk_size constant simple_integer := 10;
begin
   open c_employees;

   <<process_employees>>
   loop
      fetch c_employees bulk collect into t_employees limit co_bulk_size;
      <<display_employees>>
      for i in 1..t_employees.count()
      loop
         sys.dbms_output.put_line(t_employees(i).last_name);
      end loop display_employees;
      exit process_employees when t_employees.count() <> co_bulk_size;
   end loop process_employees;

   close c_employees;
end;
/
```

G-4130: Always close locally opened cursors.

Major

Efficiency, Reliability

REASON

Any cursors left open can consume additional memory space (i.e. SGA) within the database instance, potentially in both the shared and private SQL pools. Furthermore, failure to explicitly close cursors may also cause the owning session to exceed its maximum limit of open cursors (as specified by the `open_cursors` database initialization parameter), potentially resulting in the Oracle Database error of “ORA-01000: maximum open cursors exceeded”.

EXAMPLE (BAD)

```
create or replace package body employee_api as
   function department_salary(in_dept_id in departments.department_id%type)
      return number is
      cursor c_department_salary(p_dept_id in departments.department_id%type) is
         select sum(salary) as sum_salary
           from employees
          where department_id = p_dept_id;
      r_department_salary c_department_salary%rowtype;
   begin
      open c_department_salary(p_dept_id => in_dept_id);
      fetch c_department_salary into r_department_salary;

      return r_department_salary.sum_salary;
   end department_salary;
end employee_api;
/
```

EXAMPLE (GOOD)

```
create or replace package body employee_api as
   function department_salary(in_dept_id in departments.department_id%type)
      return number is
      cursor c_department_salary(p_dept_id in departments.department_id%type) is
         select sum(salary) as sum_salary
           from employees
          where department_id = p_dept_id;
      r_department_salary c_department_salary%rowtype;
   begin
      open c_department_salary(p_dept_id => in_dept_id);
      fetch c_department_salary into r_department_salary;
      close c_department_salary;
      return r_department_salary.sum_salary;
   end department_salary;
end employee_api;
/
```

G-4140: Avoid executing any statements between a SQL operation and the usage of an implicit cursor attribute.

Major

Reliability

REASON

The Oracle Database provides a variety of cursor attributes (like `%found` and `%rowcount`) that can be used to obtain information about the status of a cursor, either implicit or explicit.

You should avoid inserting any statements between the cursor operation and the use of an attribute against that cursor. Interposing such a statement can affect the value returned by the attribute, thereby potentially corrupting the logic of your program.

In the following example, a procedure call is inserted between the `delete` statement and a check for the value of `sql%rowcount`, which returns the number of rows modified by that last SQL statement executed in the session. If this procedure includes a `commit` / `rollback` or another implicit cursor the value of `sql%rowcount` is affected.

EXAMPLE (BAD)

```
create or replace package body employee_api as
   co_one constant simple_integer := 1;

   procedure process_dept(in_dept_id in departments.department_id%type) is
   begin
      null;
   end process_dept;

   procedure remove_employee(in_employee_id in employees.employee_id%type) is
      l_dept_id employees.department_id%type;
   begin
      delete from employees
       where employee_id = in_employee_id
   returning department_id into l_dept_id;

      process_dept(in_dept_id => l_dept_id);

      if sql%rowcount > co_one then
         -- too many rows deleted.
         rollback;
      end if;
   end remove_employee;
end employee_api;
/
```

EXAMPLE (GOOD)

```oracle_plsql
create or replace package body employee_api as
   co_one constant simple_integer := 1;

   procedure process_dept(in_dept_id in departments.department_id%type) is
   begin
      null;
   end process_dept;

   procedure remove_employee(in_employee_id in employees.employee_id%type) is
      l_dept_id      employees.department_id%type;
      l_deleted_emps simple_integer;
   begin
      delete from employees
       where employee_id = in_employee_id
   returning department_id into l_dept_id;

      l_deleted_emps := sql%rowcount;

      process_dept(in_dept_id => l_dept_id);

      if l_deleted_emps > co_one then
         -- too many rows deleted.
         rollback;
      end if;
   end remove_employee;
end employee_api;
/
```

CASE / IF / DECODE / NVL / NVL2 / COALESCE

G-4210: Try to use CASE rather than an IF statement with multiple ELSIF paths.

> ⚠ **Major**
>
> Maintainability, Testability

REASON

`if` statements containing multiple `elsif` tend to become complex quickly.

EXAMPLE (BAD)

```
declare
   l_color types_up.color_code_type;
begin
   if l_color = constants_up.co_red then
      my_package.do_red();
   elsif l_color = constants_up.co_blue then
      my_package.do_blue();
   elsif l_color = constants_up.co_black then
      my_package.do_black();
   end if;
end;
/
```

EXAMPLE (GOOD)

```
declare
   l_color types_up.color_code_type;
begin
   case l_color
      when constants_up.co_red then
         my_package.do_red();
      when constants_up.co_blue then
         my_package.do_blue();
      when constants_up.co_black then
         my_package.do_black();
      else
         null;
   end case;
end;
/
```

G-4220: Try to use CASE rather than DECODE.

Minor

Maintainability, Portability

REASON

`decode` is an Oracle Database specific function hard to understand and restricted to SQL only. The “newer” `case` function is much more common, has a better readability and may be used within PL/SQL too. Be careful that `decode` can handle `null` values, which the simple `case` cannot - for such cases you must use the searched `case` and `is null` instead.

EXAMPLE (BAD)

```
-- @formatter:off
select decode(ctry.country_code, constants_up.co_ctry_uk, constants_up.co_lang_english
                               , constants_up.co_ctry_fr, constants_up.co_lang_french
                               , constants_up.co_ctry_de, constants_up.co_lang_german
                                                        , constants_up.co_lang_not_supported)
  from countries ctry;
```

`null` values can be compared in `decode`:

```
-- @formatter:off
select decode(ctry.country_code, constants_up.co_ctry_uk, constants_up.co_lang_english
                               , constants_up.co_ctry_fr, constants_up.co_lang_french
                               , null                   , constants_up.co_lang_unknown
                                                        , constants_up.co_lang_not_supported)
  from countries ctry;
```

EXAMPLE (GOOD)

```
select case ctry.country_code
          when constants_up.co_ctry_uk then
             constants_up.co_lang_english
          when constants_up.co_ctry_fr then
             constants_up.co_lang_french
          when constants_up.co_ctry_de then
             constants_up.co_lang_german
          else
             constants_up.co_lang_not_supported
       end
  from countries ctry;
```

Simple `case` can not compare `null` values, instead the searched `case` expression must be used:

```sql
select case
          when ctry.country_code = constants_up.co_ctry_uk then
             constants_up.co_lang_english
          when ctry.country_code = constants_up.co_ctry_fr then
             constants_up.co_lang_french
          when ctry.country_code is null then
             constants_up.co_lang_unknown
          else
             constants_up.co_lang_not_supported
       end
  from countries ctry;
```

G-4230: Always use a COALESCE instead of a NVL command, if parameter 2 of the NVL function is a function call or a SELECT statement.

Critical

Efficiency, Reliability

REASON

The `nvl` function always evaluates both parameters before deciding which one to use. This can be harmful if parameter 2 is either a function call or a select statement, as it will be executed regardless of whether parameter 1 contains a `null` value or not.

The `coalesce` function does not have this drawback.

EXAMPLE (BAD)

```
select nvl(dummy,my_package.expensive_null(value_in => dummy))
  from dual;
```

EXAMPLE (GOOD)

```
select coalesce(dummy,my_package.expensive_null(value_in => dummy))
  from dual;
```

G-4240: Always use a CASE instead of a NVL2 command if parameter 2 or 3 of NVL2 is either a function call or a SELECT statement.

Critical

Efficiency, Reliability

REASON

The `nvl2` function always evaluates all parameters before deciding which one to use. This can be harmful, if parameter 2 or 3 is either a function call or a select statement, as they will be executed regardless of whether parameter 1 contains a `null` value or not.

EXAMPLE (BAD)

```
select nvl2(dummy,my_package.expensive_nn(value_in => dummy)
         ,my_package.expensive_null(value_in => dummy))
  from dual;
```

EXAMPLE (GOOD)

```
select case
          when dummy is null then
             my_package.expensive_null(value_in => dummy)
          else
             my_package.expensive_nn(value_in => dummy)
       end
  from dual;
```

G-4250: Avoid using identical conditions in different branches of the same IF or CASE statement.

Major

Maintainability, Reliability, Testability

REASON

Conditions are evaluated top to bottom in branches of a `case` statement or chain of `if` / `elsif` statements. The first condition to evaluate as true leads to that branch being executed, the rest will never execute. Having an identical duplicated condition in another branch will never be reached and will be dead code.

EXAMPLE (BAD)

```
declare
   l_color types_up.color_code_type;
begin
   case l_color
      when constants_up.co_red then
         my_package.do_red();
      when constants_up.co_blue then
         my_package.do_blue();
      when constants_up.co_red then  -- never reached
         my_package.do_black();      -- dead code
      else
         null;
   end case;
end;
/
```

EXAMPLE (GOOD)

```
declare
   l_color types_up.color_code_type;
begin
   case l_color
      when constants_up.co_red then
         my_package.do_red();
      when constants_up.co_blue then
         my_package.do_blue();
      when constants_up.co_black then
         my_package.do_black();
      else
         null;
   end case;
end;
/
```

G-4260: Avoid inverting boolean conditions with NOT.

Minor

Maintainability, Testability

REASON

It is more readable to use the opposite comparison operator instead of inverting the comparison with `not`.

EXAMPLE (BAD)

```
declare
   l_color varchar2(7 char);
begin
   if not l_color != constants_up.co_red then
      my_package.do_red();
   end if;
end;
/
```

EXAMPLE (GOOD)

```
declare
   l_color types_up.color_code_type;
begin
   if l_color = constants_up.co_red then
      my_package.do_red();
   end if;
end;
/
```

G-4270: Avoid comparing boolean values to boolean literals.

Minor

Maintainability, Testability

REASON

It is more readable to simply use the boolean value as a condition itself, rather than use a comparison condition comparing the boolean value to the literals `true` or `false`.

EXAMPLE (BAD)

```
declare
   l_string   varchar2(10 char) := '42';
   l_is_valid boolean;
begin
   l_is_valid := my_package.is_valid_number(l_string);
   if l_is_valid = true then
      my_package.convert_number(l_string);
   end if;
end;
/
```

EXAMPLE (GOOD)

```
declare
   l_string   varchar2(10 char) := '42';
   l_is_valid boolean;
begin
   l_is_valid := my_package.is_valid_number(l_string);
   if l_is_valid then
      my_package.convert_number(l_string);
   end if;
end;
/
```

Flow Control

G-4310: Never use GOTO statements in your code.

Major

Maintainability, Testability

REASON

> Code containing gotos is hard to format. Indentation should be used to show logical structure, and gotos have an effect on logical structure. Using indentation to show the logical structure of a goto and its target, however, is difficult or impossible. (...)
>
> Use of gotos is a matter of religion. My dogma is that in modern languages, you can easily replace nine out of ten gotos with equivalent sequential constructs. In these simple cases, you should replace gotos out of habit. In the hard cases, you can still exorcise the goto in nine out of ten cases: You can break the code into smaller routines, use try-finally, use nested ifs, test and retest a status variable, or restructure a conditional. Eliminating the goto is harder in these cases, but it's good mental exercise (...).
>
> -- McConnell, Steve C. (2004). *Code Complete. Second Edition.* Microsoft Press.

EXAMPLE (BAD)

```
create or replace package body my_package is
   procedure password_check(in_password in varchar2) is
      co_digitarray  constant string(10 char)  := '0123456789';
      co_lower_bound constant simple_integer   := 1;
      co_errno       constant simple_integer   := -20501;
      co_errmsg      constant string(100 char) := 'Password must contain a digit.';
      l_isdigit      boolean                   := false;
      l_len_pw       pls_integer;
      l_len_array    pls_integer;
   begin
      l_len_pw    := length(in_password);
      l_len_array := length(co_digitarray);

      <<check_digit>>
      for i in co_lower_bound..l_len_array
      loop
         <<check_pw_char>>
         for j in co_lower_bound..l_len_pw
         loop
            if substr(in_password,j,1) = substr(co_digitarray,i,1) then
               l_isdigit := true;
               goto check_other_things;
            end if;
         end loop check_pw_char;
      end loop check_digit;

      <<check_other_things>>
      null;

      if not l_isdigit then
         raise_application_error(co_errno,co_errmsg);
      end if;
   end password_check;
end my_package;
/
```

EXAMPLE (BETTER)

```
create or replace package body my_package is
   procedure password_check(in_password in varchar2) is
      co_digitarray  constant string(10 char)  := '0123456789';
      co_lower_bound constant simple_integer   := 1;
      co_errno       constant simple_integer   := -20501;
      co_errmsg      constant string(100 char) := 'Password must contain a digit.';
      l_isdigit      boolean                   := false;
      l_len_pw       pls_integer;
      l_len_array    pls_integer;
   begin
      l_len_pw    := length(in_password);
      l_len_array := length(co_digitarray);

      <<check_digit>>
      for i in co_lower_bound..l_len_array
      loop
         <<check_pw_char>>
         for j in co_lower_bound..l_len_pw
         loop
            if substr(in_password,j,1) = substr(co_digitarray,i,1) then
               l_isdigit := true;
               exit check_digit; -- early exit condition
            end if;
         end loop check_pw_char;
      end loop check_digit;

      <<check_other_things>>
      null;

      if not l_isdigit then
         raise_application_error(co_errno,co_errmsg);
      end if;
   end password_check;
end my_package;
/
```

EXAMPLE (GOOD)

```
create or replace package body my_package is
   procedure password_check(in_password in varchar2) is
      co_digitpattern constant string(10 char)  := '\d';
      co_errno        constant simple_integer   := -20501;
      co_errmsg       constant string(100 char) := 'Password must contain a digit.';
   begin
      if not regexp_like(in_password,co_digitpattern) then
         raise_application_error(co_errno,co_errmsg);
      end if;
   end password_check;
end my_package;
/
```

G-4320: Always label your loops.

Minor

Maintainability

REASON

It's a good alternative for comments to indicate the start and end of a named loop processing.

EXAMPLE (BAD)

```
declare
   i            integer;
   co_min_value constant simple_integer := 1;
   co_max_value constant simple_integer := 10;
   co_increment constant simple_integer := 1;
begin
   i := co_min_value;
   while (i <= co_max_value)
   loop
      i := i + co_increment;
   end loop;

   loop
      exit;
   end loop;

   for i in co_min_value..co_max_value
   loop
      sys.dbms_output.put_line(i);
   end loop;

   for r_employee in (select last_name from employees)
   loop
      sys.dbms_output.put_line(r_employee.last_name);
   end loop;
end;
/
```

EXAMPLE (GOOD)

```oracle_plsql
declare
   i            integer;
   co_min_value constant simple_integer := 1;
   co_max_value constant simple_integer := 10;
   co_increment constant simple_integer := 1;
begin
   i := co_min_value;
   <<while_loop>>
   while (i <= co_max_value)
   loop
      i := i + co_increment;
   end loop while_loop;

   <<basic_loop>>
   loop
      exit basic_loop;
   end loop basic_loop;

   <<for_loop>>
   for i in co_min_value..co_max_value
   loop
      sys.dbms_output.put_line(i);
   end loop for_loop;

   <<process_employees>>
   for r_employee in (
      select last_name
        from employees
   )
   loop
      sys.dbms_output.put_line(r_employee.last_name);
   end loop process_employees;
end;
/
```

G-4325: Never reuse labels in inner scopes.

Major

Maintainability, Reliability, Testability

REASON

Reusing labels inside the scope of another label with the same name leads to confusion, less chance of understanding the code, and could lead to bugs (for example if using `exit my_label` exits at a different nesting level than expected.)

EXAMPLE (BAD)

```
<<my_label>>
declare
   co_min_value constant simple_integer := 1;
   co_max_value constant simple_integer := 8;
begin
   <<my_label>>
   for i in co_min_value..co_max_value
   loop
      sys.dbms_output.put_line(i);
   end loop my_label;
end my_label;
/
```

EXAMPLE (GOOD)

```
<<output_values>>
declare
   co_min_value constant simple_integer := 1;
   co_max_value constant simple_integer := 8;
begin
   <<process_values>>
   for i in co_min_value..co_max_value
   loop
      sys.dbms_output.put_line(i);
   end loop process_values;
end output_values;
/
```

G-4330: Always use a CURSOR FOR loop to process the complete cursor results unless you are using bulk operations.

Minor

Maintainability

REASON

It is easier for the reader to see, that the complete data set is processed. Using SQL to define the data to be processed is easier to maintain and typically faster than using conditional processing within the loop.

Since an `exit` statement is similar to a `goto` statement, it should be avoided, whenever possible.

EXAMPLE (BAD)

```
declare
   cursor c_employees is
      select employee_id,last_name
        from employees;
   r_employee c_employees%rowtype;
begin
   open c_employees;

   <<read_employees>>
   loop
      fetch c_employees into r_employee;
      exit read_employees when c_employees%notfound;
      sys.dbms_output.put_line(r_employee.last_name);
   end loop read_employees;

   close c_employees;
end;
/
```

EXAMPLE (GOOD)

```
declare
   cursor c_employees is
      select employee_id,last_name
        from employees;
begin
   <<read_employees>>
   for r_employee in c_employees
   loop
      sys.dbms_output.put_line(r_employee.last_name);
   end loop read_employees;
end;
/
```

G-4340: Always use a NUMERIC FOR loop to process a dense array.

Minor

Maintainability

REASON

It is easier for the reader to see, that the complete array is processed.

Since an `exit` statement is similar to a `goto` statement, it should be avoided, whenever possible.

EXAMPLE (BAD)

```
declare
   type t_employee_type is varray(10) of employees.employee_id%type;
   t_employees   t_employee_type;
   co_himuro     constant integer        := 118;
   co_livingston constant integer        := 177;
   co_min_value  constant simple_integer := 1;
   co_increment  constant simple_integer := 1;
   i             pls_integer;
begin
   t_employees := t_employee_type(co_himuro,co_livingston);
   i           := co_min_value;

   <<process_employees>>
   loop
      exit process_employees when i > t_employees.count();
      sys.dbms_output.put_line(t_employees(i));
      i := i + co_increment;
   end loop process_employees;
end;
/
```

EXAMPLE (GOOD)

```
declare
   type t_employee_type is varray(10) of employees.employee_id%type;
   t_employees   t_employee_type;
   co_himuro     constant integer := 118;
   co_livingston constant integer := 177;
begin
   t_employees := t_employee_type(co_himuro,co_livingston);

   <<process_employees>>
   for i in 1..t_employees.count()
   loop
      sys.dbms_output.put_line(t_employees(i));
   end loop process_employees;
end;
/
```

G-4350: Always use 1 as lower and COUNT() as upper bound when looping through a dense array.

Major

Reliability

REASON

Doing so will not raise a `value_error` if the array you are looping through is empty. If you want to use `first()..last()` you need to check the array for emptiness beforehand to avoid the raise of `value_error`.

EXAMPLE (BAD)

```
declare
   type t_employee_type is table of employees.employee_id%type;
   t_employees t_employee_type := t_employee_type();
begin
   <<process_employees>>
   for i in t_employees.first()..t_employees.last()
   loop
      sys.dbms_output.put_line(t_employees(i)); -- some processing
   end loop process_employees;
end;
/
```

EXAMPLE (BETTER)

Raise an unitialized collection error if `t_employees` is not initialized.

```
declare
   type t_employee_type is table of employees.employee_id%type;
   t_employees t_employee_type := t_employee_type();
begin
   <<process_employees>>
   for i in 1..t_employees.count()
   loop
      sys.dbms_output.put_line(t_employees(i)); -- some processing
   end loop process_employees;
end;
/
```

EXAMPLE (GOOD)

Raises neither an error nor checking whether the array is empty. `t_employees.count()` always returns a `number` (unless the array is not initialized). If the array is empty `count()` returns 0 and therefore the loop will not be entered.

```
declare
   type t_employee_type is table of employees.employee_id%type;
   t_employees t_employee_type := t_employee_type();
begin
   if t_employees is not null then
      <<process_employees>>
      for i in 1..t_employees.count()
      loop
         sys.dbms_output.put_line(t_employees(i)); -- some processing
      end loop process_employees;
   end if;
end;
/
```

G-4360: Always use a WHILE loop to process a loose array.

Minor

Efficiency

REASON

When a loose (also called sparse) array is processed using a *numeric* `for loop` we have to check with all iterations whether the element exist to avoid a `no_data_found` exception. In addition, the number of iterations is not driven by the number of elements in the array but by the number of the lowest/highest element. The more gaps we have, the more superfluous iterations will be done.

EXAMPLE (BAD)

```
declare -- raises no_data_found when processing 2nd record
   type t_employee_type is table of employees.employee_id%type;
   t_employees    t_employee_type;
   co_rogers      constant integer := 134;
   co_matos       constant integer := 143;
   co_mcewen      constant integer := 158;
   co_index_matos constant integer := 2;
begin
   t_employees := t_employee_type(co_rogers,co_matos,co_mcewen);
   t_employees.delete(co_index_matos);

   if t_employees is not null then
      <<process_employees>>
      for i in 1..t_employees.count()
      loop
         sys.dbms_output.put_line(t_employees(i));
      end loop process_employees;
   end if;
end;
/
```

EXAMPLE (GOOD)

```
declare
   type t_employee_type is table of employees.employee_id%type;
   t_employees    t_employee_type;
   co_rogers      constant integer := 134;
   co_matos       constant integer := 143;
   co_mcewen      constant integer := 158;
   co_index_matos constant integer := 2;
   l_index        pls_integer;
begin
   t_employees := t_employee_type(co_rogers,co_matos,co_mcewen);
   t_employees.delete(co_index_matos);

   l_index     := t_employees.first();

   <<process_employees>>
   while l_index is not null
   loop
      sys.dbms_output.put_line(t_employees(l_index));
      l_index := t_employees.next(l_index);
   end loop process_employees;
end;
/
```

G-4365: Never use unconditional CONTINUE or EXIT in a loop.

Major

Maintainability, Testability

REASON

An unconditional `continue` is either redundant (a `continue` as the last statement before the end of the loop) or causes dead code. An unconditional `exit` causes no looping and may cause dead code as well. If `continue` or `exit` is needed, it should always have a condition.

EXAMPLE (BAD)

```
begin
   <<process_employees>>
   loop
      my_package.some_processing();

      continue process_employees;

      my_package.some_further_processing(); -- Dead code
   end loop process_employees;
end;
/
```

EXAMPLE (GOOD)

```
declare
   co_first_year constant pls_integer := 1900;
begin
   <<process_employees>>
   loop
      my_package.some_processing();

      continue process_employees when extract(year from sysdate) > co_first_year;

      my_package.some_further_processing();
   end loop process_employees;
end;
/
```

G-4370: Avoid using EXIT to stop loop processing unless you are in a basic loop.

Major

Maintainability

REASON

A numeric for loop as well as a while loop and a cursor for loop have defined loop boundaries. If you are not able to exit your loop using those loop boundaries, then a basic loop is the right loop to choose.

EXAMPLE (BAD)

```
declare
   i            integer;
   co_min_value constant simple_integer := 1;
   co_max_value constant simple_integer := 10;
   co_increment constant simple_integer := 1;
begin
   i := co_min_value;
   <<while_loop>>
   while (i <= co_max_value)
   loop
      i := i + co_increment;
      exit while_loop when i > co_max_value;
   end loop while_loop;

   <<basic_loop>>
   loop
      exit basic_loop;
   end loop basic_loop;

   <<for_loop>>
   for i in co_min_value..co_max_value
   loop
      null;
      exit for_loop when i = co_max_value;
   end loop for_loop;

   <<process_employees>>
   for r_employee in (
      select last_name
        from employees
   )
   loop
      sys.dbms_output.put_line(r_employee.last_name);
      null; -- some processing
      exit process_employees;
   end loop process_employees;
end;
/
```

EXAMPLE (GOOD)

```oracle_plsql
declare
   i            integer;
   co_min_value constant simple_integer := 1;
   co_max_value constant simple_integer := 10;
   co_increment constant simple_integer := 1;
begin
   i := co_min_value;
   <<while_loop>>
   while (i <= co_max_value)
   loop
      i := i + co_increment;
   end loop while_loop;

   <<basic_loop>>
   loop
      exit basic_loop;
   end loop basic_loop;

   <<for_loop>>
   for i in co_min_value..co_max_value
   loop
      sys.dbms_output.put_line(i);
   end loop for_loop;

   <<process_employees>>
   for r_employee in (
      select last_name
        from employees
   )
   loop
      sys.dbms_output.put_line(r_employee.last_name); -- some processing
   end loop process_employees;
end;
/
```

G-4375: Always use EXIT WHEN instead of an IF statement to exit from a loop.

Minor

Maintainability

REASON

If you need to use an `exit` statement use its full semantic to make the code easier to understand and maintain. There is simply no need for an additional `if` statement.

EXAMPLE (BAD)

```
declare
   co_first_year constant pls_integer := 1900;
begin
   <<process_employees>>
   loop
      my_package.some_processing();

      if extract(year from sysdate) > co_first_year then
         exit process_employees;
      end if;

      my_package.some_further_processing();
   end loop process_employees;
end;
/
```

EXAMPLE (GOOD)

```
declare
   co_first_year constant pls_integer := 1900;
begin
   <<process_employees>>
   loop
      my_package.some_processing();

      exit process_employees when extract(year from sysdate) > co_first_year;

      my_package.some_further_processing();
   end loop process_employees;
end;
/
```

G-4380: Try to label your EXIT WHEN statements.

Minor

Maintainability

REASON

It's a good alternative for comments, especially for nested loops to name the loop to exit.

EXAMPLE (BAD)

```
declare
   co_init_loop  constant simple_integer           := 0;
   co_increment  constant simple_integer           := 1;
   co_exit_value constant simple_integer           := 3;
   co_outer_text constant types_up.short_text_type := 'Outer Loop counter is ';
   co_inner_text constant types_up.short_text_type := ' Inner Loop counter is ';
   l_outerlp     pls_integer;
   l_innerlp     pls_integer;
begin
   l_outerlp := co_init_loop;
   <<outerloop>>
   loop
      l_innerlp := co_init_loop;
      l_outerlp := nvl(l_outerlp,co_init_loop) + co_increment;
      <<innerloop>>
      loop
         l_innerlp := nvl(l_innerlp,co_init_loop) + co_increment;
         sys.dbms_output.put_line(co_outer_text
            || l_outerlp
            || co_inner_text
            || l_innerlp);

         exit when l_innerlp = co_exit_value;
      end loop innerloop;

      exit when l_innerlp = co_exit_value;
   end loop outerloop;
end;
/
```

EXAMPLE (GOOD)

```oracle_plsql
declare
   co_init_loop  constant simple_integer           := 0;
   co_increment  constant simple_integer           := 1;
   co_exit_value constant simple_integer           := 3;
   co_outer_text constant types_up.short_text_type := 'Outer Loop counter is ';
   co_inner_text constant types_up.short_text_type := ' Inner Loop counter is ';
   l_outerlp     pls_integer;
   l_innerlp     pls_integer;
begin
   l_outerlp := co_init_loop;
   <<outerloop>>
   loop
      l_innerlp := co_init_loop;
      l_outerlp := nvl(l_outerlp,co_init_loop) + co_increment;
      <<innerloop>>
      loop
         l_innerlp := nvl(l_innerlp,co_init_loop) + co_increment;
         sys.dbms_output.put_line(co_outer_text
            || l_outerlp
            || co_inner_text
            || l_innerlp);

         exit outerloop when l_innerlp = co_exit_value;
      end loop innerloop;
   end loop outerloop;
end;
/
```

G-4385: Never use a cursor for loop to check whether a cursor returns data.

Major

Efficiency

REASON

You might process more data than required, which leads to bad performance.

EXAMPLE (BAD)

```
declare
   l_employee_found boolean := false;
   cursor c_employees is
      select employee_id,last_name
        from employees;
begin
   <<check_employees>>
   for r_employee in c_employees
   loop
      l_employee_found := true;
   end loop check_employees;
end;
/
```

EXAMPLE (GOOD)

```
declare
   l_employee_found boolean := false;
   cursor c_employees is
      select employee_id,last_name
        from employees;
   r_employee       c_employees%rowtype;
begin
   open c_employees;
   fetch c_employees into r_employee;
   l_employee_found := c_employees%found;
   close c_employees;
end;
/
```

G-4390: Avoid use of unreferenced FOR loop indexes.

Major

Efficiency

REASON

If the loop index is used for anything but traffic control inside the loop, this is one of the indicators that a numeric `for` loop is being used incorrectly. The actual body of executable statements completely ignores the loop index. When that is the case, there is a good chance that you do not need the loop at all.

EXAMPLE (BAD)

```
declare
   l_row          pls_integer;
   l_value        pls_integer;
   co_lower_bound constant simple_integer           := 1;
   co_upper_bound constant simple_integer           := 5;
   co_row_incr    constant simple_integer           := 1;
   co_value_incr  constant simple_integer           := 10;
   co_delimiter   constant types_up.short_text_type := ' ';
   co_first_value constant simple_integer           := 100;
begin
   l_row   := co_lower_bound;
   l_value := co_first_value;
   <<for_loop>>
   for i in co_lower_bound..co_upper_bound
   loop
      sys.dbms_output.put_line(l_row
         || co_delimiter
         || l_value);
      l_row   := l_row + co_row_incr;
      l_value := l_value + co_value_incr;
   end loop for_loop;
end;
/
```

EXAMPLE (GOOD)

```
declare
   co_lower_bound constant simple_integer           := 1;
   co_upper_bound constant simple_integer           := 5;
   co_value_incr  constant simple_integer           := 10;
   co_delimiter   constant types_up.short_text_type := ' ';
   co_first_value constant simple_integer           := 100;
begin
   <<for_loop>>
   for i in co_lower_bound..co_upper_bound
   loop
      sys.dbms_output.put_line(i
         || co_delimiter
         || to_char(co_first_value + i * co_value_incr));
   end loop for_loop;
end;
/
```

G-4395: Avoid hard-coded upper or lower bound values with FOR loops.

Minor

Changeability, Maintainability

REASON

Your `loop` statement uses a hard-coded value for either its upper or lower bounds. This creates a "weak link" in your program because it assumes that this value will never change. A better practice is to create a named constant (or function) and reference this named element instead of the hard-coded value.

EXAMPLE (BAD)

```
begin
   <<for_loop>>
   for i in 1..5
   loop
      sys.dbms_output.put_line(i);
   end loop for_loop;
end;
/
```

EXAMPLE (GOOD)

```
declare
   co_lower_bound constant simple_integer := 1;
   co_upper_bound constant simple_integer := 5;
begin
   <<for_loop>>
   for i in co_lower_bound..co_upper_bound
   loop
      sys.dbms_output.put_line(i);
   end loop for_loop;
end;
/
```

Exception Handling

G-5010: Try to use a error/logging framework for your application.

Critical

Reliability, Reusability, Testability

Unsupported in db* CODECOP Validators

We cannot identify logging framework and where it should be applied. Requires further definition regarding naming of the error/logging framework and its minimal use in PL/SQL code.

Reason

Having a framework to raise/handle/log your errors allows you to easily avoid duplicate application error numbers and having different error messages for the same type of error.

This kind of framework should include

- Logging (different channels like table, mail, file, etc. if needed)
- Error Raising
- Multilanguage support if needed
- Translate Oracle Database error messages to a user friendly error text
- Error repository

Example (bad)

```
begin
   sys.dbms_output.put_line('START');
   -- some processing
   sys.dbms_output.put_line('END');
end;
/
```

Example (good)

```
declare
   -- see https://github.com/OraOpenSource/Logger
   l_scope logger_logs.scope%type := 'DEMO';
begin
   logger.log('START',l_scope);
   -- some processing
   logger.log('END',l_scope);
end;
/
```

G-5020: Never handle unnamed exceptions using the error number.

Critical

Maintainability

Reason

When literals are used for error numbers the reader needs the error message manual to unterstand what is going on. Commenting the code or using constants is an option, but it is better to use named exceptions instead, because it ensures a certain level of consistency which makes maintenance easier.

Example (bad)

```
declare
   co_no_data_found constant integer := -1;
begin
   my_package.some_processing(); -- some code which raises an exception
exception
   when too_many_rows then
      my_package.some_further_processing();
   when others then
      if sqlcode = co_no_data_found then
         null;
      end if;
end;
/
```

Example (good)

```
begin
   my_package.some_processing(); -- some code which raises an exception
exception
   when too_many_rows then
      my_package.some_further_processing();
   when no_data_found then
      null; -- handle no_data_found
end;
/
```

G-5030: Never assign predefined exception names to user defined exceptions.

Blocker

Reliability, Testability

Reason

This is error-prone because your local declaration overrides the global declaration. While it is technically possible to use the same names, it causes confusion for others needing to read and maintain this code. Additionally, you will need to be very careful to use the prefix `standard` in front of any reference that needs to use the default exception behavior of the Oracle Database.

Example (bad)

Using the code below, we are not able to handle the `no_data_found` exception raised by the `select` statement as we have overwritten that exception handler. In addition, our exception handler doesn't have an exception number assigned, which should be raised when the `select` statement does not find any rows.

```
declare
   l_dummy          dual.dummy%type;
   no_data_found    exception;
   co_rownum        constant simple_integer           := 0;
   co_no_data_found constant types_up.short_text_type := 'no_data_found';
begin
   select dummy
     into l_dummy
     from dual
    where rownum = co_rownum;

   if l_dummy is null then
      raise no_data_found;
   end if;
exception
   when no_data_found then
      sys.dbms_output.put_line(co_no_data_found);
end;
/
```

```
Error report -
ORA-01403: no data found
ORA-06512: at line 5
01403. 00000 -  "no data found"
*Cause:    No data was found from the objects.
*Action:   There was no data from the objects which may be due to end of fetch.
```

Example (good)

```oracle_plsql
declare
   l_dummy          dual.dummy%type;
   e_empty_value    exception;
   co_rownum        constant simple_integer           := 0;
   co_empty_value   constant types_up.short_text_type := 'empty_value';
   co_no_data_found constant types_up.short_text_type := 'no_data_found';
begin
   select dummy
     into l_dummy
     from dual
    where rownum = co_rownum;

   if l_dummy is null then
      raise e_empty_value;
   end if;
exception
   when e_empty_value then
      sys.dbms_output.put_line(co_empty_value);
   when no_data_found then
      sys.dbms_output.put_line(co_no_data_found);
end;
/
```

G-5040: Avoid use of WHEN OTHERS clause in an exception section without any other specific handlers.

Major

Reliability

Reason

There is not necessarily anything wrong with using `when others`, but it can cause you to "lose" error information unless your handler code is relatively sophisticated. Generally, you should use `when others` to grab any and every error only after you have thought about your executable section and decided that you are not able to trap any specific exceptions. If you know, on the other hand, that a certain exception might be raised, include a handler for that error. By declaring two different exception handlers, the code more clearly states what we expect to have happen and how we want to handle the errors. That makes it easier to maintain and enhance. We also avoid hard-coding error numbers in checks against `sqlcode`.

When using a logging framework like Logger, consider making an exception to this rule and allow a `when others` even without other specific handlers, but *only* if the `when others` exception handler calls a logging procedure that saves the error stack (that otherwise is lost) and the last statement of the handler is `raise`.

Example (bad)

```
begin
   my_package.some_processing();
exception
   when others then
      my_package.some_further_processing();
end;
/
```

Example (good)

```
begin
   my_package.some_processing();
exception
   when dup_val_on_index then
      my_package.some_further_processing();
end;
/
```

An exception to the rule where `when others` can be good to log the error and then re-raise it:

```
begin
   my_package.some_processing();
exception
   when others then
      logger.log_error('Unhandled Exception');
      raise;
end;
/
```

G-5050: Avoid use of the RAISE_APPLICATION_ERROR built-in procedure with a hard-coded 20nnn error number or hard-coded message.

Major

Changeability, Maintainability

Reason

If you are not very organized in the way you allocate, define and use the error numbers between 20999 and 20000 (those reserved by the Oracle Database for its user community), it is very easy to end up with conflicting usages. You should assign these error numbers to named constants and consolidate all definitions within a single package. When you call `raise_application_error`, you should reference these named elements and error message text stored in a table. Use your own raise procedure in place of explicit calls to `raise_application_error`. If you are raising a "system" exception like `no_data_found`, you must use `raise`. However, when you want to raise an application-specific error, you use `raise_application_error`. If you use the latter, you then have to provide an error number and message. This leads to unnecessary and damaging hard-coded values. A more fail-safe approach is to provide a predefined raise procedure that automatically checks the error number and determines the correct way to raise the error.

Example (bad)

```
begin
   raise_application_error(-20501,'Invalid employee_id');
end;
/
```

Example (good)

```
begin
   err_up.raise(in_error => err.co_invalid_employee_id);
end;
/
```

G-5060: Avoid unhandled exceptions.

Major

Reliability

Reason

This may be your intention, but you should review the code to confirm this behavior.

If you are raising an error in a program, then you are clearly predicting a situation in which that error will occur. You should consider including a handler in your code for predictable errors, allowing for a graceful and informative failure. After all, it is much more difficult for an enclosing block to be aware of the various errors you might raise and more importantly, what should be done in response to the error.

The form that this failure takes does not necessarily need to be an exception. When writing functions, you may well decide that in the case of certain exceptions, you will want to return a value such as `null`, rather than allow an exception to propagate out of the function.

Example (bad)

```
create or replace package body department_api is
   function name_by_id(in_id in departments.department_id%type)
      return departments.department_name%type is
      l_department_name departments.department_name%type;
   begin
      select department_name
        into l_department_name
        from departments
       where department_id = in_id;

      return l_department_name;
   end name_by_id;
end department_api;
/
```

Example (good)

```
create or replace package body department_api is
   function name_by_id(in_id in departments.department_id%type)
      return departments.department_name%type is
      l_department_name departments.department_name%type;
   begin
      select department_name
        into l_department_name
        from departments
       where department_id = in_id;

      return l_department_name;
   exception
      when no_data_found then
         return null;
      when too_many_rows then
         raise;
   end name_by_id;
end department_api;
/
```

G-5070: Avoid using Oracle predefined exceptions.

Critical

Reliability

Reason

You have raised an exception whose name was defined by Oracle. While it is possible that you have a good reason for "using" one of Oracle's predefined exceptions, you should make sure that you would not be better off declaring your own exception and raising that instead.

If you decide to change the exception you are using, you should apply the same consideration to your own exceptions. Specifically, do not "re-use" exceptions. You should define a separate exception for each error condition, rather than use the same exception for different circumstances.

Being as specific as possible with the errors raised will allow developers to check for, and handle, the different kinds of errors the code might produce.

Example (bad)

```
begin
   raise no_data_found;
end;
/
```

Example (good)

```
declare
   e_my_exception exception;
begin
   raise e_my_exception;
end;
/
```

G-5080: Always use FORMAT_ERROR_BACKTRACE when using FORMAT_ERROR_STACK or SQLERRM.

Minor

Maintainability, Testability

Reason

In exception handler `sqlerrm` and `format_error_stack` won't tell you the exact line where the error occurred. `format_error_backtrace` displays the call stack at the point where an exception was raised, even if the subprogram is called from an exception handler in an outer scope.

If you use `sqlerrm` or `format_error_stack` to log/display error, you should also include `format_error_backtrace` to identify the exact location where the exception was raised.

Example (bad)

```
create or replace package body order_api as
   procedure discount_and_recalculate(
      in_customer_id in customer.id%type
     ,in_discount    in customer.discount_percentage%type
   ) is
   begin
      customer_api.apply_discount(in_customer_id,in_discount);
      customer_api.in_customer_id(10293847);
   exception
      when zero_divide then
         null; -- ignore
      when others then
         logging_package.log_error('Error: ' || sqlerrm);
         raise;
   end discount_and_recalculate;
end order_api;
/
```

Example (good)

```oracle_plsql
create or replace package body order_api as
   procedure discount_and_recalculate(
      in_customer_id in customer.id%type
     ,in_discount    in customer.discount_percentage%type
   ) is
   begin
      customer_api.apply_discount(in_customer_id,in_discount);
      customer_api.in_customer_id(10293847);
   exception
      when zero_divide then
         null; -- ignore
      when others then
         logging_package.log_error(
            'Error: '
            || sqlerrm
            || ' - Backtrace: '
            || sys.dbms_utility.format_error_backtrace
         );
         raise;
   end discount_and_recalculate;
end order_api;
/
```

Dynamic SQL

G-6010: Always use a character variable to execute dynamic SQL.

Major

Maintainability, Testability

Reason

Having the executed statement in a variable makes it easier to debug your code (e.g. by logging the statement that failed).

Example (bad)

```
declare
   l_next_val employees.employee_id%type;
begin
   execute immediate 'select employees_seq.nextval from dual' into l_next_val;
end;
/
```

Example (good)

```
declare
   l_next_val employees.employee_id%type;
   co_sql     constant types_up.big_string_type :=
      'select employees_seq.nextval from dual';
begin
   execute immediate co_sql into l_next_val;
end;
/
```

G-6020: Try to use output bind arguments in the RETURNING INTO clause of dynamic DML statements rather than the USING clause.

Minor

Maintainability

Reason

When a dynamic `insert`, `update`, or `delete` statement has a `returning` clause, output bind arguments can go in the `returning into` clause or in the `using` clause.

You should use the `returning into` clause for values returned from a DML operation. Reserve `out` and `in out` bind variables for dynamic PL/SQL blocks that return values in PL/SQL variables.

Example (bad)

```
create or replace package body employee_api is
   procedure upd_salary(in_employee_id  in  employees.employee_id%type
                       ,in_increase_pct in  types_up.percentage
                       ,out_new_salary  out employees.salary%type)
   is
      co_sql_stmt constant types_up.big_string_type := '
           update employees set salary = salary + (salary / 100 * :1)
            where employee_id = :2
         returning salary into :3';
   begin
      execute immediate co_sql_stmt
         using in_increase_pct,in_employee_id,out out_new_salary;
   end upd_salary;
end employee_api;
/
```

Example (good)

```
create or replace package body employee_api is
   procedure upd_salary(in_employee_id  in  employees.employee_id%type
                       ,in_increase_pct in  types_up.percentage
                       ,out_new_salary  out employees.salary%type)
   is
      co_sql_stmt constant types_up.big_string_type :=
         'update employees set salary = salary + (salary / 100 * :1)
            where employee_id = :2
         returning salary into :3';
   begin
      execute immediate co_sql_stmt
         using in_increase_pct,in_employee_id
         returning into out_new_salary;
   end upd_salary;
end employee_api;
/
```

Stored Objects

General

G-7110: Try to use named notation when calling program units.

Major

Changeability, Maintainability

REASON

Named notation makes sure that changes to the signature of the called program unit do not affect your call.

This is not needed for standard functions like (`to_char`, `to_date`, `nvl`, `round`, etc.) but should be followed for any other stored object having more than one parameter.

EXAMPLE (BAD)

```
declare
   r_employee employees%rowtype;
   co_id      constant employees.employee_id%type := 107;
begin
   employee_api.employee_by_id(r_employee,co_id);
end;
/
```

EXAMPLE (GOOD)

```
declare
   r_employee employees%rowtype;
   co_id      constant employees.employee_id%type := 107;
begin
   employee_api.employee_by_id(out_row => r_employee,in_employee_id => co_id);
end;
/
```

G-7120: Always add the name of the program unit to its end keyword.

Minor

Maintainability

REASON

It's a good alternative for comments to indicate the end of program units, especially if they are lengthy or nested.

EXAMPLE (BAD)

```
create or replace package body employee_api is
   function employee_by_id(in_employee_id in employees.employee_id%type)
      return employees%rowtype is
      r_employee employees%rowtype;
   begin
      select *
        into r_employee
        from employees
       where employee_id = in_employee_id;

      return r_employee;
   exception
      when no_data_found then
         null;
      when too_many_rows then
         raise;
   end;
end;
/
```

EXAMPLE (GOOD)

```
create or replace package body employee_api is
   function employee_by_id(in_employee_id in employees.employee_id%type)
      return employees%rowtype is
      r_employee employees%rowtype;
   begin
      select *
        into r_employee
        from employees
       where employee_id = in_employee_id;

      return r_employee;
   exception
      when no_data_found then
         null;
      when too_many_rows then
         raise;
   end employee_by_id;
end employee_api;
/
```

G-7125: Always use CREATE OR REPLACE instead of CREATE alone.

Minor

Maintainability

REASON

Using `create` alone makes your scripts give an error if the program unit already exists, which makes the script not repeatable. It is good practice to use `create or replace` to avoid such errors.

EXAMPLE (BAD)

```
create package body employee_api is
   function employee_by_id(in_employee_id in employees.employee_id%type)
      return employees%rowtype is
      r_employee employees%rowtype;
   begin
      select *
        into r_employee
        from employees
       where employee_id = in_employee_id;

      return r_employee;
   exception
      when no_data_found then
         null;
      when too_many_rows then
         raise;
   end employee_by_id;
end employee_api;
/
```

EXAMPLE (GOOD)

```
create or replace package body employee_api is
   function employee_by_id(in_employee_id in employees.employee_id%type)
      return employees%rowtype is
      r_employee employees%rowtype;
   begin
      select *
        into r_employee
        from employees
       where employee_id = in_employee_id;

      return r_employee;
   exception
      when no_data_found then
         null;
      when too_many_rows then
         raise;
   end employee_by_id;
end employee_api;
/
```

G-7130: Always use parameters or pull in definitions rather than referencing external variables in a local program unit.

> ⚠ **Major**
>
> Maintainability, Reliability, Testability

REASON

Local procedures and functions offer an excellent way to avoid code redundancy and make your code more readable (and thus more maintainable). Your local program refers, however, an external data structure, i.e., a variable that is declared outside of the local program. Thus, it is acting as a global variable inside the program.

This external dependency is hidden, and may cause problems in the future. You should instead add a parameter to the parameter list of this program and pass the value through the list. This technique makes your program more reusable and avoids scoping problems, i.e. the program unit is less tied to particular variables in the program. In addition, unit encapsulation makes maintenance a lot easier and cheaper.

EXAMPLE (BAD)

```
create or replace package body employee_api is
   procedure calc_salary(in_employee_id in employees.employee_id%type) is
      r_emp employees%rowtype;

      function commission return number is
         l_commission employees.salary%type := 0;
      begin
         if r_emp.commission_pct is not null then
            l_commission := r_emp.salary * r_emp.commission_pct;
         end if;

         return l_commission;
      end commission;
   begin
      select *
        into r_emp
        from employees
       where employee_id = in_employee_id;

      sys.dbms_output.put_line(r_emp.salary + commission());
   exception
      when no_data_found then
         null;
      when too_many_rows then
         null;
   end calc_salary;
end employee_api;
/
```

EXAMPLE (GOOD)

```oracle_plsql
create or replace package body employee_api is
   procedure calc_salary(in_employee_id in employees.employee_id%type) is
      r_emp employees%rowtype;

      function commission(in_salary   in employees.salary%type
                         ,in_comm_pct in employees.commission_pct%type)
         return number is
         l_commission employees.salary%type := 0;
      begin
         if in_comm_pct is not null then
            l_commission := in_salary * in_comm_pct;
         end if;

         return l_commission;
      end commission;
   begin
      select *
        into r_emp
        from employees
       where employee_id = in_employee_id;

      sys.dbms_output.put_line(
         r_emp.salary + commission(in_salary   => r_emp.salary
                                  ,in_comm_pct => r_emp.commission_pct)
      );
   exception
      when no_data_found then
         null;
      when too_many_rows then
         null;
   end calc_salary;
end employee_api;
/
```

G-7140: Always ensure that locally defined procedures or functions are referenced.

Major

Maintainability, Reliability

REASON

This can occur as the result of changes to code over time, but you should make sure that this situation does not reflect a problem. And you should remove the declaration to avoid maintenance errors in the future.

You should go through your programs and remove any part of your code that is no longer used. This is a relatively straightforward process for variables and named constants. Simply execute searches for a variable's name in that variable's scope. If you find that the only place it appears is in its declaration, delete the declaration.

There is never a better time to review all the steps you took, and to understand the reasons you took them, then immediately upon completion of your program. If you wait, you will find it particularly difficult to remember those parts of the program that were needed at one point, but were rendered unnecessary in the end.

EXAMPLE (BAD)

```
create or replace package body my_package is
   procedure my_procedure is
      function my_func return number is
         co_true constant integer := 1;
      begin
         return co_true;
      end my_func;
   begin
      null;
   end my_procedure;
end my_package;
/
```

EXAMPLE (GOOD)

```
create or replace package body my_package is
   procedure my_procedure is
      function my_func return number is
         co_true constant integer := 1;
      begin
         return co_true;
      end my_func;
   begin
      sys.dbms_output.put_line(my_func());
   end my_procedure;
end my_package;
/
```

G-7150: Try to remove unused parameters.

Minor

Efficiency, Maintainability

REASON

You should go through your programs and remove any parameter that is no longer used.

EXAMPLE (BAD)

```
create or replace package body department_api is
   function name_by_id(in_department_id in departments.department_id%type
                      ,in_manager_id    in departments.manager_id%type)
      return departments.department_name%type is
      l_department_name departments.department_name%type;
   begin
      <<find_department>>
      begin
         select department_name
           into l_department_name
           from departments
          where department_id = in_department_id;
      exception
         when no_data_found or too_many_rows then
            l_department_name := null;
      end find_department;

      return l_department_name;
   end name_by_id;
end department_api;
/
```

EXAMPLE (GOOD)

```
create or replace package body department_api is
   function name_by_id(in_department_id in departments.department_id%type)
      return departments.department_name%type is
      l_department_name departments.department_name%type;
   begin
      <<find_department>>
      begin
         select department_name
           into l_department_name
           from departments
          where department_id = in_department_id;
      exception
         when no_data_found or too_many_rows then
            l_department_name := null;
      end find_department;

      return l_department_name;
   end name_by_id;
end department_api;
/
```

G-7160: Always explicitly state parameter mode.

Major

Maintainability

REASON

By showing the mode of parameters, you help the reader. If you do not specify a parameter mode, the default mode is `in`. Explicitly showing the mode indication of all parameters is a more assertive action than simply taking the default mode. Anyone reviewing the code later will be more confident that you intended the parameter mode to be `in`, `out` or `in out`.

EXAMPLE (BAD)

```
create or replace package employee_api is
   procedure store(io_id       in out employees.id%type
                  ,in_first_name      employees.first_name%type
                  ,in_last_name       employees.last_name%type
                  ,in_email           employees.email%type
                  ,in_department_id   employees.department_id%type
                  ,out_success out    pls_integer);
end employee_up;
/
```

EXAMPLE (GOOD)

```
create or replace package employee_api is
   procedure store(io_id            in out employees.id%type
                  ,in_first_name    in     employees.first_name%type
                  ,in_last_name     in     employees.last_name%type
                  ,in_email         in     employees.email%type
                  ,in_department_id in     employees.department_id%type
                  ,out_success      out    pls_integer);
end employee_up;
/
```

G-7170: Avoid using an IN OUT parameter as IN or OUT only.

Major

Efficiency, Maintainability

Unsupported in db* CODECOP Validators

We cannot determine the usage of an `in out` parameter in a reliable way, especially when other units are involved which are maintained in another file.

REASON

Avoid using parameter mode `in out` unless you actually use the parameter both as input and output. If the code body only reads from the parameter, use `in`; if the code body only assigns to the parameter, use `out`. If at the beginning of a project you expect a parameter to be both input and output and therefore choose `in out` just in case, but later development shows the parameter actually is only `in` or `out`, you should change the parameter mode accordingly.

EXAMPLE (BAD)

```
create or replace package body employee_up is
   procedure rcv_emp(io_first_name     in out employees.first_name%type
                    ,io_last_name      in out employees.last_name%type
                    ,io_email          in out employees.email%type
                    ,io_phone_number   in out employees.phone_number%type
                    ,io_hire_date      in out employees.hire_date%type
                    ,io_job_id         in out employees.job_id%type
                    ,io_salary         in out employees.salary%type
                    ,io_commission_pct in out employees.commission_pct%type
                    ,io_manager_id     in out employees.manager_id%type
                    ,io_department_id  in out employees.department_id%type
                    ,in_wait           in     integer) is
      l_status          pls_integer;
      co_dflt_pipe_name constant string(30 char) := 'MyPipe';
      co_ok             constant pls_integer     := 1;
   begin
      -- Receive next message and unpack for each column.
      l_status := sys.dbms_pipe.receive_message(pipename => co_dflt_pipe_name
                                                ,timeout  => in_wait);
      if l_status = co_ok then
         sys.dbms_pipe.unpack_message(io_first_name);
         sys.dbms_pipe.unpack_message(io_last_name);
         sys.dbms_pipe.unpack_message(io_email);
         sys.dbms_pipe.unpack_message(io_phone_number);
         sys.dbms_pipe.unpack_message(io_hire_date);
         sys.dbms_pipe.unpack_message(io_job_id);
         sys.dbms_pipe.unpack_message(io_salary);
         sys.dbms_pipe.unpack_message(io_commission_pct);
         sys.dbms_pipe.unpack_message(io_manager_id);
         sys.dbms_pipe.unpack_message(io_department_id);
      end if;
   end rcv_emp;
end employee_up;
/
```

EXAMPLE (GOOD)

```oracle_plsql
create or replace package body employee_up is
   procedure rcv_emp(out_first_name     out employees.first_name%type
                    ,out_last_name      out employees.last_name%type
                    ,out_email          out employees.email%type
                    ,out_phone_number   out employees.phone_number%type
                    ,out_hire_date      out employees.hire_date%type
                    ,out_job_id         out employees.job_id%type
                    ,out_salary         out employees.salary%type
                    ,out_commission_pct out employees.commission_pct%type
                    ,out_manager_id     out employees.manager_id%type
                    ,out_department_id  out employees.department_id%type
                    ,in_wait            in  integer) is
      l_status          pls_integer;
      co_dflt_pipe_name constant string(30 char) := 'MyPipe';
      co_ok             constant pls_integer     := 1;
   begin
      -- Receive next message and unpack for each column.
      l_status := sys.dbms_pipe.receive_message(pipename => co_dflt_pipe_name
                                               ,timeout  => in_wait);
      if l_status = co_ok then
         sys.dbms_pipe.unpack_message(out_first_name);
         sys.dbms_pipe.unpack_message(out_last_name);
         sys.dbms_pipe.unpack_message(out_email);
         sys.dbms_pipe.unpack_message(out_phone_number);
         sys.dbms_pipe.unpack_message(out_hire_date);
         sys.dbms_pipe.unpack_message(out_job_id);
         sys.dbms_pipe.unpack_message(out_salary);
         sys.dbms_pipe.unpack_message(out_commission_pct);
         sys.dbms_pipe.unpack_message(out_manager_id);
         sys.dbms_pipe.unpack_message(out_department_id);
      end if;
   end rcv_emp;
end employee_up;
/
```

Packages

G-7210: Try to keep your packages small. Include only few procedures and functions that are used in the same context.

Minor

Efficiency, Maintainability

REASON

The entire package is loaded into memory when the package is called the first time. To optimize memory consumption and keep load time small packages should be kept small but include components that are used together.

G-7220: Always use forward declaration for private functions and procedures.

Minor

Changeability

REASON

Having forward declarations allows you to order the functions and procedures of the package in a reasonable way.

EXAMPLE (BAD)

```
create or replace package department_api is
   procedure del(in_department_id in departments.department_id%type);
end department_api;
/

create or replace package body department_api is
   function does_exist(in_department_id in departments.department_id%type)
      return boolean is
      l_return pls_integer;
   begin
      <<check_row_exists>>
      begin
         select 1
           into l_return
           from departments
          where department_id = in_department_id;
      exception
         when no_data_found or too_many_rows then
            l_return := 0;
      end check_row_exists;

      return l_return = 1;
   end does_exist;

   procedure del(in_department_id in departments.department_id%type) is
   begin
      if does_exist(in_department_id) then
         null;
      end if;
   end del;
end department_api;
/
```

EXAMPLE (GOOD)

```oracle_plsql
create or replace package department_api is
   procedure del(in_department_id in departments.department_id%type);
end department_api;
/

create or replace package body department_api is
   function does_exist(in_department_id in departments.department_id%type)
      return boolean;

   procedure del(in_department_id in departments.department_id%type) is
   begin
      if does_exist(in_department_id) then
         null;
      end if;
   end del;

   function does_exist(in_department_id in departments.department_id%type)
      return boolean is
      l_return pls_integer;
   begin
      <<check_row_exists>>
      begin
         select 1
           into l_return
           from departments
          where department_id = in_department_id;
      exception
         when no_data_found or too_many_rows then
            l_return := 0;
      end check_row_exists;

      return l_return = 1;
   end does_exist;
end department_api;
/
```

G-7230: Avoid declaring global variables public.

Major

Reliability

REASON

You should always declare package-level data (non-constants) inside the package body. You can then define "get and set" methods (functions and procedures, respectively) in the package specification to provide controlled access to that data. By doing so you can guarantee data integrity, you can change your data structure implementation, and also track access to those data structures.

Data structures (scalar variables, collections, cursors) declared in the package specification (not within any specific program) can be referenced directly by any program running in a session with `execute` rights to the package.

Instead, declare all package-level data in the package body and provide "get and set" methods - a function to get the value and a procedure to set the value - in the package specification. Developers then can access the data using these methods - and will automatically follow all rules you set upon data modification.

For package-level constants, consider whether the constant should be public and usable from other code, or if only relevant for code within the package. If the latter, declare the constant in the package body. If the former, it is typically good practice to place the constants in a package specification that only holds constants.

EXAMPLE (BAD)

```
create or replace package employee_api as
   co_min_increase constant types_up.sal_increase_type := 0.01;
   co_max_increase constant types_up.sal_increase_type := 0.5;
   g_salary_increase types_up.sal_increase_type := co_min_increase;

   procedure set_salary_increase(in_increase in types_up.sal_increase_type);
   function salary_increase return types_up.sal_increase_type;
end employee_api;
/

create or replace package body employee_api as
   procedure set_salary_increase(in_increase in types_up.sal_increase_type) is
   begin
      g_salary_increase := greatest(least(in_increase,co_max_increase)
                                   ,co_min_increase);
   end set_salary_increase;

   function salary_increase return types_up.sal_increase_type is
   begin
      return g_salary_increase;
   end salary_increase;
end employee_api;
/
```

EXAMPLE (GOOD)

```oracle_plsql
create or replace package constants_up as
   co_min_increase constant types_up.sal_increase_type := 0.01;
   co_max_increase constant types_up.sal_increase_type := 0.5;
end constants_up;
/

create or replace package employee_api as
   procedure set_salary_increase(in_increase in types_up.sal_increase_type);
   function salary_increase return types_up.sal_increase_type;
end employee_api;
/

create or replace package body employee_api as
   g_salary_increase types_up.sal_increase_type(4,2);

   procedure init;

   procedure set_salary_increase(in_increase in types_up.sal_increase_type) is
   begin
      g_salary_increase := greatest(least(in_increase,constants_up.co_max_increase)
                                   ,constants_up.co_min_increase);
   end set_salary_increase;

   function salary_increase return types_up.sal_increase_type is
   begin
      return g_salary_increase;
   end salary_increase;

   procedure init
   is
   begin
      g_salary_increase := constants_up.co_min_increase;
   end init;
begin
   init();
end employee_api;
/
```

G-7250: Never use RETURN in package initialization block.

Minor

Maintainability

REASON

The purpose of the initialization block of a package body is to set initial values of the global variables of the package (initialize the package state). Although `return` is syntactically allowed in this block, it makes no sense. If it is the last keyword of the block, it is superfluous. If it is not the last keyword, then all code after the `return` is unreachable and thus dead code.

EXAMPLE (BAD)

```
create or replace package body employee_api as
   g_salary_increase types_up.sal_increase_type(4,2);

   procedure set_salary_increase(in_increase in types_up.sal_increase_type) is
   begin
      g_salary_increase := greatest(least(in_increase,constants_up.max_salary_increase())
                                   ,constants_up.min_salary_increase());
   end set_salary_increase;

   function salary_increase return types_up.sal_increase_type is
   begin
      return g_salary_increase;
   end salary_increase;

begin
   g_salary_increase := constants_up.min_salary_increase();

   return;

   set_salary_increase(constants_up.min_salary_increase()); -- dead code
end employee_api;
/
```

EXAMPLE (GOOD)

```
create or replace package body employee_api as
   g_salary_increase types_up.sal_increase_type(4,2);

   procedure set_salary_increase(in_increase in types_up.sal_increase_type) is
   begin
      g_salary_increase := greatest(least(in_increase,constants_up.max_salary_increase())
                                   ,constants_up.min_salary_increase());
   end set_salary_increase;

   function salary_increase return types_up.sal_increase_type is
   begin
      return g_salary_increase;
   end salary_increase;

begin
   g_salary_increase := constants_up.min_salary_increase();
end employee_api;
/
```

Procedures

G-7310: Avoid standalone procedures – put your procedures in packages.

Minor

Maintainability

REASON

Use packages to structure your code, combine procedures and functions which belong together.

Package bodies may be changed and compiled without invalidating other packages. This is a major advantage compared to standalone procedures and functions.

EXAMPLE (BAD)

```
create or replace procedure my_procedure is
begin
   null;
end my_procedure;
/
```

EXAMPLE (GOOD)

```
create or replace package my_package is
   procedure my_procedure;
end my_package;
/

create or replace package body my_package is
   procedure my_procedure is
   begin
      null;
   end my_procedure;
end my_package;
/
```

G-7320: Avoid using RETURN statements in a PROCEDURE.

Major

Maintainability, Testability

REASON

Use of the `return` statement is legal within a procedure in PL/SQL, but it is very similar to a `goto`, which means you end up with poorly structured code that is hard to debug and maintain.

A good general rule to follow as you write your PL/SQL programs is "one way in and one way out". In other words, there should be just one way to enter or call a program, and there should be one way out, one exit path from a program (or loop) on successful termination. By following this rule, you end up with code that is much easier to trace, debug, and maintain.

EXAMPLE (BAD)

```
create or replace package body my_package is
   procedure my_procedure is
      l_idx     simple_integer          := 1;
      co_modulo constant simple_integer := 7;
   begin
      <<mod7_loop>>
      loop
         if mod(l_idx,co_modulo) = 0 then
            return;
         end if;

         l_idx := l_idx + 1;
      end loop mod7_loop;
   end my_procedure;
end my_package;
/
```

EXAMPLE (GOOD)

```
create or replace package body my_package is
   procedure my_procedure is
      l_idx     simple_integer          := 1;
      co_modulo constant simple_integer := 7;
   begin
      <<mod7_loop>>
      loop
         exit mod7_loop when mod(l_idx,co_modulo) = 0;

         l_idx := l_idx + 1;
      end loop mod7_loop;
   end my_procedure;
end my_package;
/
```

G-7330: Always assign values to OUT parameters.

Major

Maintainability, Testability

REASON

Marking a parameter for output means that callers will expect its value to be updated with a result from the execution of the procedure. Failing to update the parameter before the procedure returns is surely an error.

EXAMPLE (BAD)

```
create or replace package body my_package is
   procedure greet(
      in_name      in  varchar2
     ,out_greeting out varchar2
   ) is
      l_message varchar2(100 char);
   begin
      l_message := 'Hello, ' || in_name;
   end greet;
end my_package;
/
```

EXAMPLE (GOOD)

```
create or replace package body my_package is
   procedure greet(
      in_name      in  varchar2
     ,out_greeting out varchar2
   ) is
   begin
      out_greeting := 'Hello, ' || in_name;
   end greet;
end my_package;
/
```

Functions

G-7410: Avoid standalone functions – put your functions in packages.

Minor

Maintainability

REASON

Use packages to structure your code, combine procedures and functions which belong together.

Package bodies may be changed and compiled without invalidating other packages. This is a major advantage compared to standalone procedures and functions.

EXAMPLE (BAD)

```
create or replace function my_function return varchar2 is
begin
   return null;
end my_function;
/
```

EXAMPLE (GOOD)

```
create or replace package body my_package is
   function my_function return varchar2 is
   begin
      return null;
   end my_function;
end my_package;
/
```

G-7420: Always make the RETURN statement the last statement of your function.

Major

Maintainability

REASON

The reader expects the `return` statement to be the last statement of a function.

EXAMPLE (BAD)

```
create or replace package body my_package is
   function my_function(in_from in pls_integer
                        ,in_to   in pls_integer) return pls_integer is
      l_ret pls_integer;
   begin
      l_ret := in_from;
      <<for_loop>>
      for i in in_from..in_to
      loop
         l_ret := l_ret + i;
         if i = in_to then
            return l_ret;
         end if;
      end loop for_loop;
   end my_function;
end my_package;
/
```

EXAMPLE (GOOD)

```
create or replace package body my_package is
   function my_function(in_from in pls_integer
                        ,in_to   in pls_integer) return pls_integer is
      l_ret pls_integer;
   begin
      l_ret := in_from;
      <<for_loop>>
      for i in in_from..in_to
      loop
         l_ret := l_ret + i;
      end loop for_loop;
      return l_ret;
   end my_function;
end my_package;
/
```

G-7430: Try to use no more than one RETURN statement within a function.

Major

Maintainability, Testability

REASON

A function should have a single point of entry as well as a single exit-point.

EXAMPLE (BAD)

```
create or replace package body my_package is
   function my_function(in_value in pls_integer) return boolean is
      co_yes constant pls_integer := 1;
   begin
      if in_value = co_yes then
         return true;
      else
         return false;
      end if;
   end my_function;
end my_package;
/
```

EXAMPLE (BETTER)

```
create or replace package body my_package is
   function my_function(in_value in pls_integer) return boolean is
      co_yes constant pls_integer := 1;
      l_ret  boolean;
   begin
      if in_value = co_yes then
         l_ret := true;
      else
         l_ret := false;
      end if;

      return l_ret;
   end my_function;
end my_package;
/
```

EXAMPLE (GOOD)

```
create or replace package body my_package is
   function my_function(in_value in pls_integer) return boolean is
      co_yes constant pls_integer := 1;
   begin
      return in_value = co_yes;
   end my_function;
end my_package;
/
```

G-7440: Never use OUT parameters to return values from a function.

Major

Reusability

REASON

A function should return all its data through the `return` clause. Having an `out` parameter prohibits usage of a function within SQL statements.

EXAMPLE (BAD)

```
create or replace package body my_package is
   function my_function(out_date out date) return boolean is
   begin
      out_date := sysdate;
      return true;
   end my_function;
end my_package;
/
```

EXAMPLE (GOOD)

```
create or replace package body my_package is
   function my_function return date is
   begin
      return sysdate;
   end my_function;
end my_package;
/
```

G-7450: Never return a NULL value from a BOOLEAN function.

Major

Reliability, Testability

REASON

If a boolean function returns `null`, the caller has do deal with it. This makes the usage cumbersome and more error-prone.

EXAMPLE (BAD)

```
create or replace package body my_package is
   function my_function return boolean is
   begin
      return null;
   end my_function;
end my_package;
/
```

EXAMPLE (GOOD)

```
create or replace package body my_package is
   function my_function return boolean is
   begin
      return true;
   end my_function;
end my_package;
/
```

G-7460: Try to define your packaged/standalone function deterministic if appropriate.

Major

Efficiency

REASON

A deterministic function (always return same result for identical parameters) which is defined to be deterministic will be executed once per different parameter within a SQL statement whereas if the function is not defined to be deterministic it is executed once per result row.

EXAMPLE (BAD)

```
create or replace package department_api is
   function name_by_id(in_department_id in departments.department_id%type)
      return departments.department_name%type;
end department_api;
/
```

EXAMPLE (GOOD)

```
create or replace package department_api is
   function name_by_id(in_department_id in departments.department_id%type)
      return departments.department_name%type
      deterministic;
end department_api;
/
```

Oracle Supplied Packages

G-7510: Always prefix Oracle supplied packages with owner schema name.

> ⚠ **Major**
>
> Security

REASON

The signature of Oracle supplied packages is well known and therefore it is quite easy to provide packages with the same name as those from Oracle doing something completely different without you noticing it.

EXAMPLE (BAD)

```
declare
   co_hello_world constant string(30 char) := 'Hello World';
begin
   dbms_output.put_line(co_hello_world);
end;
/
```

EXAMPLE (GOOD)

```
declare
   co_hello_world constant string(30 char) := 'Hello World';
begin
   sys.dbms_output.put_line(co_hello_world);
end;
/
```

Object Types

There are no object type-specific recommendations to be defined at the time of writing.

Triggers

G-7710: Avoid cascading triggers.

Major

Maintainability, Testability

REASON

Having triggers that act on other tables in a way that causes triggers on that table to fire lead to obscure behavior.

EXAMPLE (BAD)

```
create or replace trigger dept_br_u
before update on departments for each row
begin
   insert into departments_hist (
      department_id
     ,department_name
     ,manager_id
     ,location_id
     ,modification_date)
   values (
      :old.department_id
     ,:old.department_name
     ,:old.manager_id
     ,:old.location_id
     ,sysdate);
end;
/
create or replace trigger dept_hist_br_i
before insert on departments_hist for each row
begin
   insert into departments_log (
      department_id
     ,department_name
     ,modification_date)
   values (
      :new.department_id
     ,:new.department_name
     ,sysdate);
end;
/
```

EXAMPLE (GOOD)

```oracle_plsql
create or replace trigger dept_br_u
before update on departments for each row
begin
   insert into departments_hist (
      department_id
     ,department_name
     ,manager_id
     ,location_id
     ,modification_date)
   values (
      :old.department_id
     ,:old.department_name
     ,:old.manager_id
     ,:old.location_id
     ,sysdate);

   insert into departments_log (
      department_id
     ,department_name
     ,modification_date)
   values (
      :old.department_id
     ,:old.department_name
     ,sysdate);

end;
/
```

G-7720: Never use multiple UPDATE OF in trigger event clause.

Blocker

Maintainability, Reliability, Testability

REASON

A DML trigger can have multiple triggering events separated by `or` like `before insert or delete or update of some_column`. If you have multiple `update of` separated by `or`, only one of them (the last one) is actually used and you get no error message, so you have a bug waiting to happen. Instead you always should use a single `update of` with all columns comma-separated, or an `update` without `of` if you wish all columns.

EXAMPLE (BAD)

```
create or replace trigger dept_br_u
before update of department_id or update of department_name
on departments for each row
begin
   -- will only fire on updates of department_name
   insert into departments_log (
      department_id
     ,department_name
     ,modification_date)
   values (
      :old.department_id
     ,:old.department_name
     ,sysdate);
end;
/
```

EXAMPLE (GOOD)

```
create or replace trigger dept_br_u
before update of department_id,department_name
on departments for each row
begin
   insert into departments_log (
      department_id
     ,department_name
     ,modification_date)
   values (
      :old.department_id
     ,:old.department_name
     ,sysdate);
end;
/
```

G-7730: Avoid multiple DML events per trigger.

Minor

Maintainability, Testability

REASON

Rather than a single trigger handling multiple DML events with separated blocks of `if inserting`, `if updating` and `if deleting`, modularity by individual triggers per DML event helps maintaining and testing the code. If most of the code is common for either DML event (only small pieces of code are individual) consider an exception to the rule and allow `if inserting`, `if updating` and `if deleting` blocks, or alternatively gather the common code in a procedure and let individual triggers handle the individual pieces of code plus call the procedure with the common code.

If the trigger makes assignment to a primary key and there are child tables with a foreign key referring to this primary key, the database can make undesirable table locks. If such is the case, you should always use individual triggers. See G-7740 for details.

EXAMPLE (BAD)

```
create or replace trigger dept_br_iu
before insert or update
on departments for each row
begin
   if inserting then
      :new.created_date := sysdate;
   end if;
   if updating then
      :new.changed_date := sysdate;
   end if;
end;
/
```

EXAMPLE (GOOD)

```
create or replace trigger dept_br_i
before insert
on departments for each row
begin
   :new.created_date := sysdate;
end;
/

create or replace trigger dept_br_u
before update
on departments for each row
begin
   :new.changed_date := sysdate;
end;
/
```

G-7740: Never handle multiple DML events per trigger if primary key is assigned in trigger.

Major

Efficiency, Reliability

Unsupported in db* CODECOP Validators

We cannot identify what the primary key column(s) are to check if assignment to a primary key is taking place in the trigger.

REASON

If a trigger makes assignment to the primary key anywhere in the trigger code, that causes the session firing the trigger to take a lock on any child tables with a foreign key to this primary key. Even if the assignment is in for example an `if inserting` block and the trigger is fired by an `update` statement, such locks still happen unnecessarily. The issue is avoided by having one trigger for the insert containing the primary key assignment, and another trigger for the update. Or even better by handling the insert assignment as ´default on null´ clauses, so that only an `on update` trigger is needed.

This locking of child tables behaviour goes for simple DML triggers as well as compound DML triggers where assignments to primary keys take place. It is not relevant for instead-of triggers on views, as it is not possible to assign `:new` values and therefore no locks on child tables are needed.

EXAMPLE (BAD)

```
create or replace trigger dept_br_iu
before insert or update
on departments for each row
begin
   if inserting then
      :new.department_id := department_seq.nextval;
      :new.created_date  := sysdate;
   end if;
   if updating then
      :new.changed_date := sysdate;
   end if;
end;
/
```

EXAMPLE (GOOD)

```oracle_plsql
create or replace trigger dept_br_i
before insert
on departments for each row
begin
   :new.department_id := department_seq.nextval;
   :new.created_date  := sysdate;
end;
/

create or replace trigger dept_br_u
before update
on departments for each row
begin
   :new.changed_date := sysdate;
end;
/
```

EXAMPLE (BEST)

```oracle_plsql
alter table department modify department_id default on null department_seq.nextval;
alter table department modify created_date  default on null sysdate;

create or replace trigger dept_br_u
before update
on departments for each row
begin
   :new.changed_date := sysdate;
end;
/
```

Sequences

G-7810: Never use SQL inside PL/SQL to read sequence numbers (or SYSDATE).

> ⚠ **Major**
>
> Efficiency, Maintainability

REASON

Since Oracle Database 11g it is no longer needed to use a `select` statement to read a sequence (which would imply a context switch).

EXAMPLE (BAD)

```
declare
   l_sequence_number employees.employee_id%type;
begin
   select employees_seq.nextval
     into l_sequence_number
     from dual;
end;
/
```

EXAMPLE (GOOD)

```
declare
   l_sequence_number employees.employee_id%type;
begin
   l_sequence_number := employees_seq.nextval;
end;
/
```

SQL Macros

G-7910: Never use DML within a SQL macro.

Critical

Reliability, Testability

RESTRICTION

Oracle Database 21c (19c from version 19.7 for table macros alone)

REASON

Doing DML (except for `select`) within a SQL macro can lead to disastrous side effects from calling the macro in a SQL query.

Logging macro calls via a call to a procedure that does DML in an autonomous transaction can be an exception to the rule.

EXAMPLE (BAD)

```
create or replace function row_generator(
   in_num_rows in number
)
   return varchar2 sql_macro as
begin
   insert into function_calls(name,called_at,parameter_value)
   values ($$plsql_unit,current_timestamp,in_num_rows);
   commit;

   return 'select level as row_sequence
             from dual
          connect by level <= in_num_rows';
end row_generator;
/
```

EXAMPLE (GOOD)

```
create or replace function row_generator(
   in_num_rows in number
)
   return varchar2 sql_macro as
begin
   return 'select level as row_sequence
             from dual
          connect by level <= in_num_rows';
end row_generator;
/
```

Patterns

Checking the Number of Rows

G-8110: Never use SELECT COUNT(*) if you are only interested in the existence of a row.

> ⚠ **Major**
>
> Efficiency

REASON

If you do a `select count(*)` all rows will be read according to the `where` clause, even if only the availability of data is of interest. For this we have a big performance overhead. If we do a `select count(*) ... where rownum = 1` there is also a overhead as there will be two communications between the PL/SQL and the SQL engine. See the following example for a better solution.

EXAMPLE (BAD)

```
declare
   l_count   pls_integer;
   co_zero   constant simple_integer        := 0;
   co_salary constant employees.salary%type := 5000;
begin
   select count(*)
     into l_count
     from employees
    where salary < co_salary;
   if l_count > co_zero then
      <<emp_loop>>
      for r_emp in (
         select employee_id
           from employees
      )
      loop
         if r_emp.salary < co_salary then
            my_package.my_proc(in_employee_id => r_emp.employee_id);
         end if;
      end loop emp_loop;
   end if;
end;
/
```

EXAMPLE (GOOD)

```
declare
   co_salary constant employees.salary%type := 5000;
begin
   <<emp_loop>>
   for r_emp in (
      select e1.employee_id
        from employees e1
       where exists(
                select e2.salary
                  from employees e2
                 where e2.salary < co_salary
             )
   )
   loop
      my_package.my_proc(in_employee_id => r_emp.employee_id);
   end loop emp_loop;
end;
/
```

G-8120: Never check existence of a row to decide whether to create it or not.

Major

Efficiency, Reliability

REASON

The result of an existence check is a snapshot of the current situation. You never know whether in the time between the check and the (insert) action someone else has decided to create a row with the values you checked. Therefore, you should only rely on constraints when it comes to prevention of duplicate records.

EXAMPLE (BAD)

```
create or replace package body department_api is
   procedure ins(in_r_department in departments%rowtype) is
      l_count pls_integer;
   begin
      select count(*)
        into l_count
        from departments
       where department_id = in_r_department.department_id;

      if l_count = 0 then
         insert into departments
         values in_r_department;
      end if;
   end ins;
end department_api;
/
```

EXAMPLE (GOOD)

```
create or replace package body department_api is
   procedure ins(in_r_department in departments%rowtype) is
   begin
      insert into departments
      values in_r_department;
   exception
      when dup_val_on_index then
         null; -- handle exception
   end ins;
end department_api;
/
```

Access objects of foreign application schemas

G-8210: Always use synonyms when accessing objects of another application schema.

> **Major**
>
> Changeability, Maintainability

REASON

If a connection is needed to a table that is placed in a foreign schema, using synonyms is a good choice. If there are structural changes to that table (e.g. the table name changes or the table changes into another schema) only the synonym has to be changed no changes to the package are needed (single point of change). If you only have read access for a table inside another schema, or there is another reason that does not allow you to change data in this table, you can switch the synonym to a table in your own schema. This is also good practice for testers working on test systems.

EXAMPLE (BAD)

```
declare
   l_product_name oe.products.product_name%type;
   co_price       constant oe.products@list_price%type := 1000;
begin
   select p.product_name
     into l_product_name
     from oe.products p
    where list_price > co_price;
exception
   when no_data_found then
      null; -- handle_no_data_found;
   when too_many_rows then
      null; -- handle_too_many_rows;
end;
/
```

EXAMPLE (GOOD)

```
create synonym oe_products for oe.products;

declare
   l_product_name oe_products.product_name%type;
   co_price       constant oe_products.list_price%type := 1000;
begin
   select p.product_name
     into l_product_name
     from oe_products p
    where list_price > co_price;
exception
   when no_data_found then
      null; -- handle_no_data_found;
   when too_many_rows then
      null; -- handle_too_many_rows;
end;
/
```

Validating input parameter size

G-8310: Always validate input parameter size by assigning the parameter to a size limited variable in the declaration section of program unit.

> **Minor**
>
> Maintainability, Reliability, Reusability, Testability

REASON

This technique raises an error (`value_error`) which may not be handled in the called program unit. This is the right way to do it, as the error is not within this unit but when calling it, so the caller should handle the error.

EXAMPLE (BAD)

```
create or replace package body department_api is
   function dept_by_name(in_dept_name in departments.department_name%type)
      return departments%rowtype is
      r_return departments%rowtype;
   begin
      if in_dept_name is null or length(in_dept_name) > 20 then
         raise err.e_param_to_large;
      end if;
      -- get the department by name
      select *
        into r_return
        from departments
       where department_name = in_dept_name;

      return r_return;
   end dept_by_name;
end department_api;
/
```

EXAMPLE (GOOD)

```
create or replace package body department_api is
   function dept_by_name(in_dept_name in departments.department_name%type)
      return departments%rowtype is
      l_dept_name departments.department_name%type not null := in_dept_name;
      r_return    departments%rowtype;
   begin
      -- get the department by name
      select *
        into r_return
        from departments
       where department_name = l_dept_name;

      return r_return;
   end dept_by_name;
end department_api;
/
```

The exception should be handled where the function is called, like this:

```
begin
   pre_processing;
   r_department := department_api.dept_by_name('Far to long name of a department');
   post_processing;
exception
   when value_error then
      handle_error;
end;
/
```

Ensure single execution at a time of a program unit

G-8410: Always use application locks to ensure a program unit is only running once at a given time.

Minor

Efficiency, Reliability

Unsupported in db* CODECOP Validators

We cannot identify where an application lock would make sense. Algorithms to detect wrong, missing and right usages of this pattern are virtually impossible to implement without understanding the context.

REASON

This technique allows us to have locks across transactions as well as a proven way to clean up at the end of the session.

The alternative using a table where a “Lock-Row” is stored has the disadvantage that in case of an error a proper cleanup has to be done to “unlock” the program unit.

EXAMPLE (BAD)

```oracle_plsql
-- Bad
/* Example */
create or replace package body lock_up is
   -- manage locks in a dedicated table created as follows:
   --   CREATE TABLE app_locks (
   --      lock_name VARCHAR2(128 CHAR) NOT NULL primary key
   --   );

   procedure request_lock(in_lock_name in varchar2) is
   begin
      -- raises dup_val_on_index
      insert into app_locks (lock_name) values (in_lock_name);
   end request_lock;

   procedure release_lock(in_lock_name in varchar2) is
   begin
      delete from app_locks where lock_name = in_lock_name;
   end release_lock;
end lock_up;
/

/* Call bad example */
declare
   co_lock_name constant varchar2(30 char) := 'APPLICATION_LOCK';
begin
   lock_up.request_lock(in_lock_name => co_lock_name);
   -- processing
   lock_up.release_lock(in_lock_name => co_lock_name);
exception
   when others then
      -- log error
      lock_up.release_lock(in_lock_name => co_lock_name);
      raise;
end;
/
```

EXAMPLE (GOOD)

```oracle_plsql
/* Example */
create or replace package body lock_up is
   function request_lock(
      in_lock_name         in varchar2
     ,in_release_on_commit in boolean := false)
      return varchar2 is
      l_lock_handle varchar2(128 char);
   begin
      sys.dbms_lock.allocate_unique(
         lockname        => in_lock_name
        ,lockhandle      => l_lock_handle
        ,expiration_secs => constants_up.co_one_week
      );
      if sys.dbms_lock.request(
            lockhandle        => l_lock_handle
           ,lockmode          => sys.dbms_lock.x_mode
           ,timeout           => sys.dbms_lock.maxwait
           ,release_on_commit => coalesce(in_release_on_commit,false)
         ) > 0
      then
         raise err.e_lock_request_failed;
      end if;
      return l_lock_handle;
   end request_lock;

   procedure release_lock(in_lock_handle in varchar2) is
   begin
      if sys.dbms_lock.release(lockhandle => in_lock_handle) > 0 then
         raise err.e_lock_request_failed;
      end if;
   end release_lock;
end lock_up;
/

/* Call good example */
declare
   l_handle     varchar2(128 char);
   co_lock_name constant varchar2(30 char) := 'APPLICATION_LOCK';
begin
   l_handle := lock_up.request_lock(in_lock_name => co_lock_name);
   -- processing
   lock_up.release_lock(in_lock_handle => l_handle);
exception
   when others then
      -- log error
      lock_up.release_lock(in_lock_handle => l_handle);
      raise;
end;
/
```

Use dbms_application_info package to follow progress of a process

G-8510: Always use dbms_application_info to track program process transiently.

Minor

Efficiency, Reliability

Unsupported in db* CODECOP Validators

We cannot know where the use of `dbms_application_info` is sensible. Algorithms to detect wrong, missing and right usages of this pattern are virtually impossible to implement without understanding the context.

REASON

This technique allows us to view progress of a process without having to persistently write log data in either a table or a file. The information is accessible through the `v$session` view.

EXAMPLE (BAD)

```
create or replace package body employee_api is
   procedure process_emps is
   begin
      <<employees>>
      for emp_rec in (
         select employee_id
           from employees
          order by employee_id
      )
      loop
         null; -- some processing
      end loop employees;
   end process_emps;
end employee_api;
/
```

EXAMPLE (GOOD)

```
create or replace package body employee_api is
   procedure process_emps is
   begin
      sys.dbms_application_info.set_module(module_name => $$plsql_unit
                                          ,action_name => 'Init');
      <<employees>>
      for emp_rec in (
         select employee_id
           from employees
          order by employee_id
      )
      loop
         sys.dbms_application_info.set_action('Processing ' || emp_rec.employee_id);
      end loop employees;
   end process_emps;
end employee_api;
/
```

Function Usage

G-9010: Always use a format model in string to date/time conversion functions.

> ⚠ **Major**
>
> Changeability, Maintainability, Reliability, Security, Testability

Reason

Converting from strings to `date` or `timestamp` datatypes (using `to_date`, `to_timestamp`, `to_timestamp_tz` or `cast` to any of those datatypes) in practice always expects a fixed format (unlike converting *to* strings that can be fixed as well as allow the session to decide). Therefore it is a bad idea to allow this conversion to rely on the session NLS settings (`nls_date_format`, `nls_timestamp_format` and `nls_timestamp_tz_format`) as this makes the code vulnerable to changes in session and/or server configuration. It is even possible to utilize session `nls_date_format` for SQL injection if you use dynamic SQL.

Using an explicit format model for string to `date` or `timestamp` conversion avoids this inappropriate dependability on configurable NLS parameters.

Example (bad)

```
create or replace package body employee_api is
   procedure set_dob(in_employee_id in employees.employee_id%type
                    ,in_dob_str     in varchar2) is
   begin
      update employees
         set date_of_birth = to_date(in_dob_str)
       where employee_id = in_employee_id;
   end set_dob;
end employee_api;
/
```

Example (good)

```
create or replace package body employee_api is
   procedure set_dob(in_employee_id in employees.employee_id%type
                    ,in_dob_str     in varchar2) is
   begin
      update employees
         set date_of_birth = to_date(in_dob_str,'FXYYYY-MM-DD')
       where employee_id = in_employee_id;
   end set_dob;
end employee_api;
/
```

G-9020: Try to use a format model and NLS_NUMERIC_CHARACTERS in string to number conversion functions.

Major

Changeability, Maintainability, Reliability, Security, Testability

Reason

Converting from strings to numeric datatypes (using `to_number`, `to_binary_double`, `to_binary_float` or `cast` to any of those datatypes) rely on session NLS settings for `nls_numeric_characters`. Typically the input string is expected to have a given decimal- and group-separator, so it is best practice to specify `nls_numeric_characters` in the function call. However, this requires also setting a format model, which is a good idea but can require a very large format model with many 9's if you do not know the maximum length of the string.

To avoid an inappropriate dependability on configurable NLS parameters, try to use both format model and `nls_numeric_characters` in the conversion function call. The exceptions can be if the input is known to always be integer with no decimal- or group-separator, or if you do not know the maximum number of digits **and** have control over the session `nls_numeric_characters` parameter.

Example (bad)

```
create or replace package body employee_api is
   procedure set_salary(in_employee_id in employees.employee_id%type
                       ,in_salary      in varchar2) is
   begin
      update employees
         set salary = to_number(in_salary)
       where employee_id = in_employee_id;
   end set_dob;
end employee_api;
/
```

Example (good)

```
create or replace package body employee_api is
   procedure set_salary(in_employee_id in employees.employee_id%type
                       ,in_salary      in varchar2) is
   begin
      update employees
         set salary =
to_number(in_salary,'9999999999999999999.99999',q'[nls_numeric_characters='.,']')
       where employee_id = in_employee_id;
   end set_dob;
end employee_api;
/
```

G-9030: Try to define a default value on conversion errors.

Minor

Maintainability, Reliability, Testability

Restriction

Oracle Database 12c Release 2

Reason

When converting from strings to other datatypes using a conversion function that supports the `default ... on conversion error` clause, it is a good idea to use this clause to avoid getting an error raised on bad input. The exception can be when you explicitly *want* an error to be raised to catch and process it in a later exception handler.

Example (bad)

```
create or replace package body employee_api is
   procedure set_dob(in_employee_id in employees.employee_id%type
                    ,in_dob_str     in varchar2) is
   begin
      update employees
         set date_of_birth = to_date(in_dob_str,'YYYY-MM-DD')
       where employee_id = in_employee_id;
   end set_dob;
end employee_api;
/
```

Example (good)

```
create or replace package body employee_api is
   procedure set_dob(in_employee_id in employees.employee_id%type
                    ,in_dob_str     in varchar2) is
   begin
      update employees
         set date_of_birth = to_date(in_dob_str default null on conversion error,'YYYY-MM-DD')
       where employee_id = in_employee_id;
   end set_dob;
end employee_api;
/
```

G-9040: Try using FX in string to date/time conversion format model to avoid fuzzy conversion.

Minor

Reliability, Testability

Reason

The default string-to-date conversion rules allow fuzzy conversion when converting from strings to `date` or `timestamp` datatypes (using `to_date`, `to_timestamp`, `to_timestamp_tz` or `cast` to any of those datatypes). For example you can omit punctuation characters, use any non-alphanumeric character for punctuation, use month name instead of number, or various other rules.

In practice you almost always expect a truly fixed format and want the database to enforce the format model and raise an error if the data does not match the format model. This you can achieve by adding the format modifier FX (format exact).

The exception to this rule can be if you are converting textual input typed by a user, in which case the fuzzy conversion may be what you want.

Example (bad)

```
create or replace package body employee_api is
   procedure set_dob(in_employee_id in employees.employee_id%type
                    ,in_dob_str     in varchar2) is
   begin
      update employees
         set date_of_birth = to_date(in_dob_str,'YYYY-MM-DD')
       where employee_id = in_employee_id;
   end set_dob;
end employee_api;
/
```

Example (good)

```
create or replace package body employee_api is
   procedure set_dob(in_employee_id in employees.employee_id%type
                    ,in_dob_str     in varchar2) is
   begin
      update employees
         set date_of_birth = to_date(in_dob_str,'FXYYYY-MM-DD')
       where employee_id = in_employee_id;
   end set_dob;
end employee_api;
/
```

Complexity Analysis

Using software metrics like complexity analysis will guide you towards maintainable and testable pieces of code by reducing the complexity and splitting the code into smaller chunks.

Halstead Metrics

Calculation

First, we need to compute the following numbers, given the program:

- n_1 = the number of distinct operators
- n_2 = the number of distinct operands
- N_1 = the total number of operators
- N_2 = the total number of operands

From these numbers, five measures can be calculated:

- Program length:
  $N = N_1 + N_2$
- Program vocabulary:
  $n = n_1 + n_2$
- Volume:
  $V = N \cdot log_2 n$
- Difficulty:
  $D = \frac{n_1}{2} \cdot \frac{N_2}{n_2}$
- Effort:
  $E = D \cdot V$

The difficulty measure
D is related to the difficulty of the program to write or understand, e.g. when doing code review.

The volume measure
V describes the size of the implementation of an algorithm.

McCabe's Cyclomatic Complexity

Description

Cyclomatic complexity (or conditional complexity) is a software metric used to measure the complexity of a program. It directly measures the number of linearly independent paths through a program's source code.

Cyclomatic complexity is computed using the control flow graph of the program: the nodes of the graph correspond to indivisible groups of commands of a program, and a directed edge connects two nodes if the second command might be executed immediately after the first command. Cyclomatic complexity may also be applied to individual functions, modules, methods or classes within a program.

The cyclomatic complexity of a section of source code is the count of the number of linearly independent paths through the source code. For instance, if the source code contains no decision points, such as `if` statements or `for` loops, the complexity would be 1, since there is only a single path through the code. If the code has a single `if` statement containing a single condition there would be two paths through the code, one path where the `if` statement is evaluated as `true` and one path where the `if` statement is evaluated as `false`.

Calculation

Mathematically, the cyclomatic complexity of a structured program is defined with reference to a directed graph containing the basic blocks of the program, with an edge between two basic blocks if control may pass from the first to the second (the control flow graph of the program). The complexity is then defined as:

$$M = E - N + 2P$$

where

- M = cyclomatic complexity
- E = the number of edges of the graph
- N = the number of nodes of the graph
- P = the number of connected components.

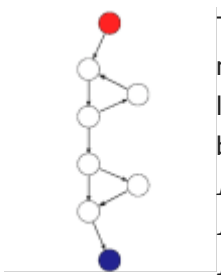

Take, for example, a control flow graph of a simple program. The program begins executing at the red node, then enters a loop (group of three nodes immediately below the red node). On exiting the loop, there is a conditional statement (group below the loop), and finally the program exits at the blue node. For this graph,
$E = 9$,
$N = 8$ and
$P = 1$, so the cyclomatic complexity of the program is
3.

```
begin
   for i in 1..3
   loop
      sys.dbms_output.put_line('in loop');
   end loop;
   --
   if 1 = 1 then
      sys.dbms_output.put_line('yes');
   end if;
   --
   sys.dbms_output.put_line('end');
end;
/
```

For a single program (or subroutine or method), P is always equal to 1. Cyclomatic complexity may, however, be applied to several such programs or subprograms at the same time (e.g., to all of the methods in a class), and in these cases P will be equal to the number of programs in question, as each subprogram will appear as a disconnected subset of the graph.

It can be shown that the cyclomatic complexity of any structured program with only one entrance point and one exit

point is equal to the number of decision points (i.e., `if` statements or conditional loops) contained in that program plus one.

Cyclomatic complexity may be extended to a program with multiple exit points; in this case it is equal to:

$$\pi = s + 2$$

Where

- π is the number of decision points in the program, and
- s is the number of exit points.

Code Reviews

Code reviews check the results of software engineering. According to IEEE-Norm 729, a review is a more or less planned and structured analysis and evaluation process. Here we distinguish between code review and architect review.

To perform a code review means that after or during the development one or more reviewer proof-reads the code to find potential errors, potential areas for simplification, or test cases. A code review is a very good opportunity to save costs by fixing issues before the testing phase.

What can a code-review be good for?

- Code quality
- Code clarity and maintainability
- Quality of the overall architecture
- Quality of the documentation
- Quality of the interface specification

For an effective review, the following factors must be considered:

- Definition of clear goals.
- Choice of a suitable person with constructive critical faculties.
- Psychological aspects.
- Selection of the right review techniques.
- Support of the review process from the management.
- Existence of a culture of learning and process optimization.

Requirements for the reviewer:

- He must not be the owner of the code.
- Code reviews may be unpleasant for the developer, as he could fear that his code will be criticized. If the critic is not considerate, the code writer will build up rejection and resistance against code reviews.

Tool Support

db* CODECOP for SQL Developer

Introduction

db* CODECOP for SQL Developer is a **free extension** to check an editor content for compliance violations of this coding guideline. The extension may be parameterized to your preferred set of rules and allows checking this set against a program unit.

db* CODECOP calculates metrics per PL/SQL unit, such as:

- McCabe's cyclomatic complexity
- Halstead's volume
- The maintainability index
- Lines
- Commands (SQL*Plus and SQL)
- Statements (within a PL/SQL unit)
- etc.

And aggregates them on file level.

The results are presented in an additional tabbed panel. One tab shows all guideline violations to quickly navigate to the corresponding code position. The other tab contains a full HTML report, which also may be opened in your external browser.

Examples

Open a PL/SQL or SQL script in a SQL Developer editor and press Ctrl-Shift-C to check your code against the Trivadis PL/SQL & SQL guidelines.

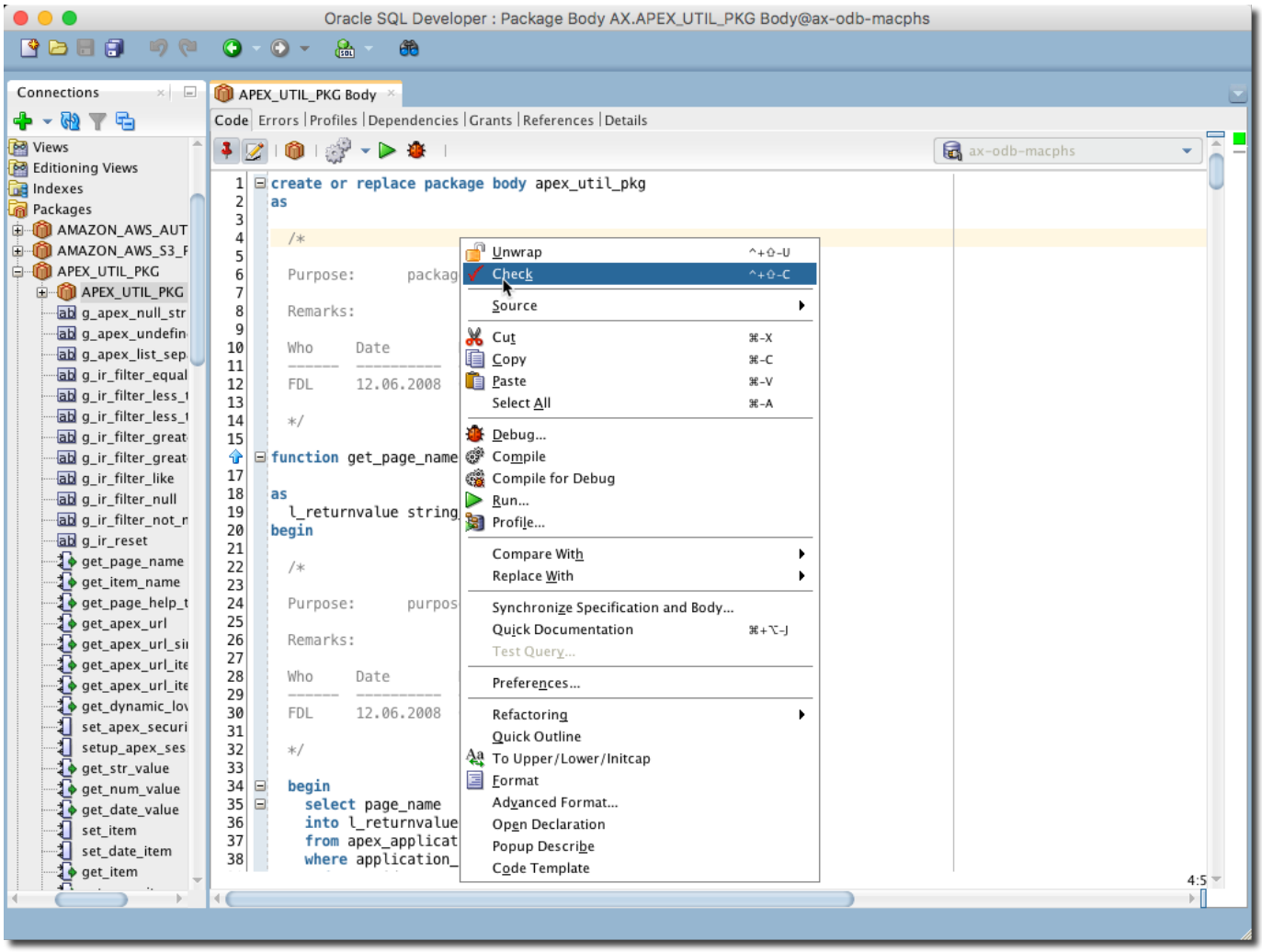

Navigate through the issues using the cursor keys to highlight the related code section in the linked editor.

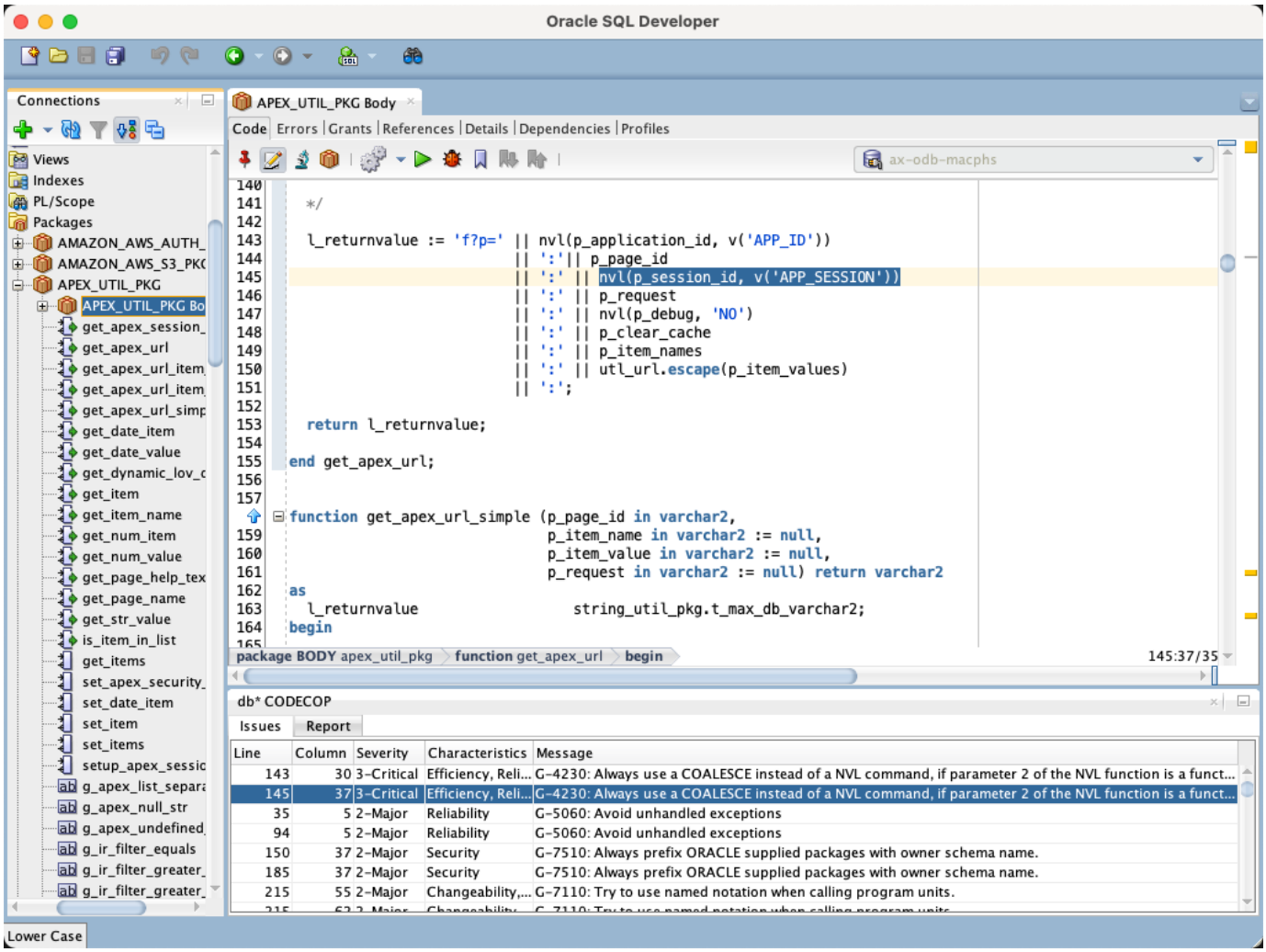

Dock the db* CODECOP output window on your favorite position within SQL Developer and click on the report tab to reveal some additional metrics. Open the report in an external browser to print or save the report.

Oracle SQL Developer

db* CODECOP

Issues | Report

SQL Developer Editor

Title Package Body AX.APEX_UTIL_PKG@ax-odb-macphs
Date/time 2021-04-02 13:51:52

Metrics

Number of bytes	18,303			
Number of lines (LOC)	737			
Number of comment lines	273			
Number of blank lines	153			
Number of net lines	311			
Number of commands	1			
Number of statements (PL/SQL)	101			
Max. cyclomatic complexity	6	(< 11	11..50	> 50)
Max. Halstead volume	1,018	(< 1001	1001..3000	> 3000)
Min. maintainability index (MI)	105	(> 84	64..84	< 64)
Avg cyclomatic complexity	2	(< 11	11..50	> 50)
Avg Halstead volume	181	(< 1001	1001..3000	> 3000)
Avg maintainability index (MI)	147	(> 84	64..84	< 64)
Number of issues	76			
Number of warnings	76			
Number of errors	0			

PL/SQL Units

PL/SQL Unit	Line	# Lines	# Comment lines	# Blank lines	# Net lines	# Stmts	Cyclomatic complexity	Halstead volume	Maintainability index
apex_util_pkg.get_items	581	48	15	8	25	15	6	1,018	115
apex_util_pkg.get_items.AnonymousPlsqlBlock	606	21	1	3	19	11	5	522	105
apex_util_pkg.setup_apex_session_context	314	31	13	6	12	7	3	228	137
apex_util_pkg.is_item_in_list	680	26	11	4	11	7	3	196	141
apex_util_pkg.get_page_name	20	28	11	4	13	4	2	113	141
apex_util_pkg.get_page_help_text	79	28	11	4	13	4	2	113	141
apex_util_pkg.get_apex_url_item_names	198	23	11	5	7	4	2	177	147
apex_util_pkg.get_apex_url_item_values	227	24	11	6	7	4	2	155	146
apex_util_pkg.get_dynamic_lov_query	257	30	11	6	13	4	2	113	139
apex_util_pkg.get_str_value	350	23	11	4	8	4	2	91	151

Open

Lower Case

db* CODECOP for SonarQube

Introduction

db* CODECOP for SonarQube is a plugin for SonarQube. The plugin analyses SQL and PL/SQL code and calculates various metrics and checks the code for compliance of this coding guideline.

A static code analysis is typically initiated as part of an continuous integration setup, e.g. at the end of a Jenkins or Hudson build job. SonarQube stores the result of the analysis in a relational database. Supported are PostgreSQL, Microsoft SQL Server and Oracle Database. For evaluation purposes, the embedded H2 database can also be used.

Since every analysis is stored as a snapshot in the SonarQube repository the improvement or the decrease of the code quality may be monitored very well. Use SonarQube and the db* CODECOP plugin if you care about your PL/SQL code quality.

Examples

Run Code Analysis via SonarScanner

You start an analysis from the command line as follows (see docs for more information):

```
sonar-scanner -Dsonar.projectKey="sample"
```

Here's an excerpt of the output:

```
INFO: Scanner configuration file: /usr/local/opt/sonar-scanner/conf/sonar-scanner.properties
INFO: Project root configuration file: NONE
INFO: SonarQube Scanner 4.1.0.1829
...
INFO: Project configuration:
INFO: 115 files indexed
INFO: Quality profile for plsql: db* CODECOP
INFO: ------------- Run sensors on module sample
INFO: JavaScript/TypeScript frontend is enabled
INFO: Define db* CODECOP PlugIn (Secondary)
INFO: Load metrics repository
INFO: Load metrics repository (done) | time=36ms
INFO: PlSQL COP Sensor initializing
INFO: Instantiate class: com.trivadis.sonar.plugin.TrivadisGuidelines3ValidatorConfig
INFO: Sensor CSS Rules [cssfamily]
INFO: No CSS, PHP, HTML or VueJS files are found in the project. CSS analysis is skipped.
INFO: Sensor CSS Rules [cssfamily] (done) | time=1ms
INFO: Sensor PL/SQL Sensor [plsql]
INFO: 115 source files to be analyzed
INFO: Load project repositories
INFO: Load project repositories (done) | time=10ms
...
INFO: Analysis report generated in 149ms, dir size=603 KB
INFO: Analysis report compressed in 1101ms, zip size=264 KB
INFO: Analysis report uploaded in 1858ms
INFO: ANALYSIS SUCCESSFUL, you can browse http://localhost:9000/dashboard?id=sample
INFO: Note that you will be able to access the updated dashboard once the server has processed the submitted analysis report
INFO: More about the report processing at http://localhost:9000/api/ce/task?id=AXiSv3IJVMRTx5sCSVMo
INFO: Analysis total time: 27.088 s
INFO: ------------------------------------------------------------------------
INFO: EXECUTION SUCCESS
INFO: ------------------------------------------------------------------------
INFO: Total time: 28.961s
INFO: Final Memory: 40M/144M
INFO: ------------------------------------------------------------------------
```

At the end of the run an URL to the scanner result is provided.

Run Code Analyis with CI Environments

You can call the SonarScanner also from Gradle, .NET projects, Maven, Ant, Jenkins, etc. Whichever method you use, in the end the analysis report will be uploaded to SonarQube.

See SonarScanner for more information.

View Code Analysis Result in SonarQube

Here are the results of the previous analysis.

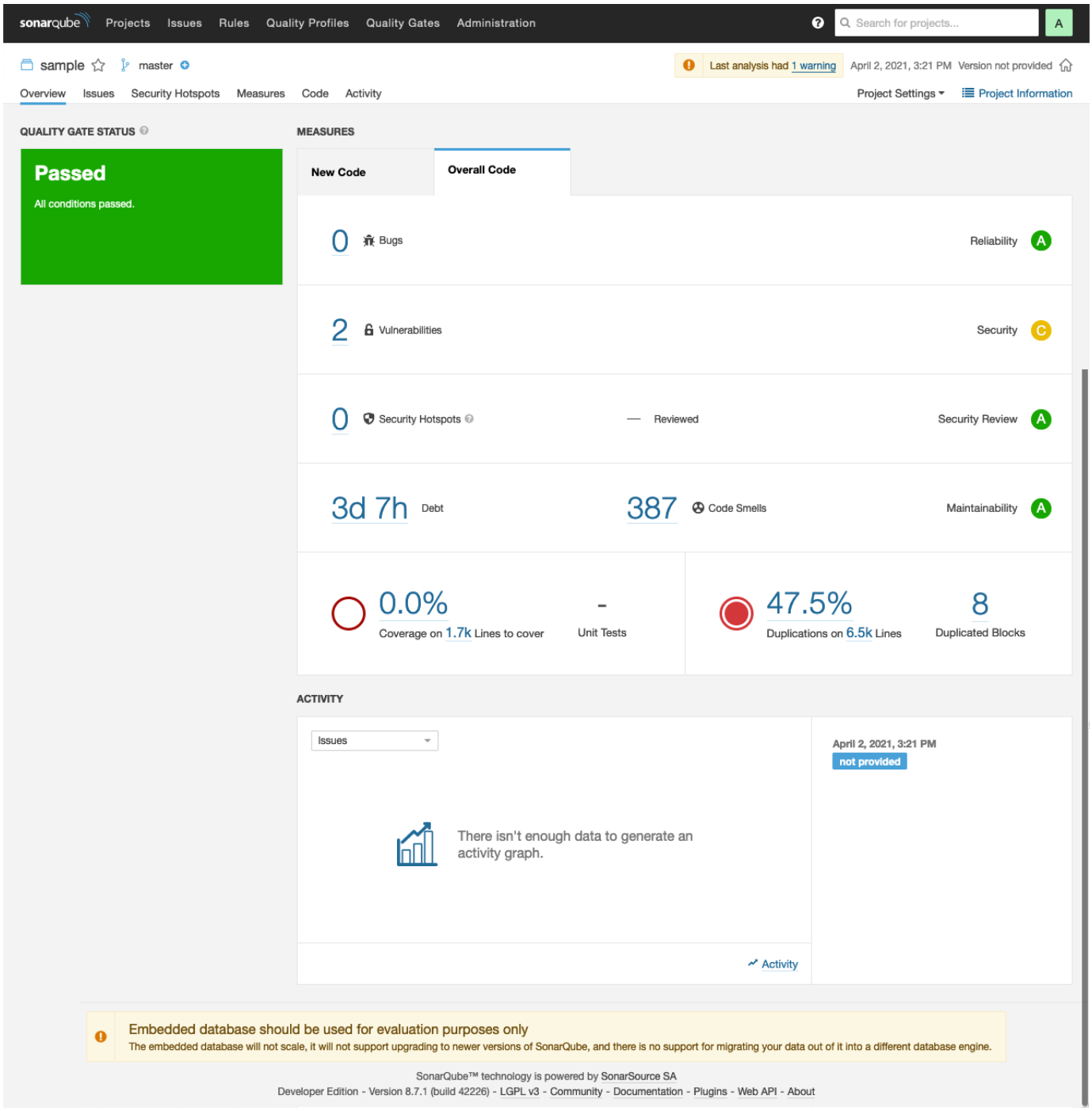

Under `Issues` the following `Blocker` are shown:

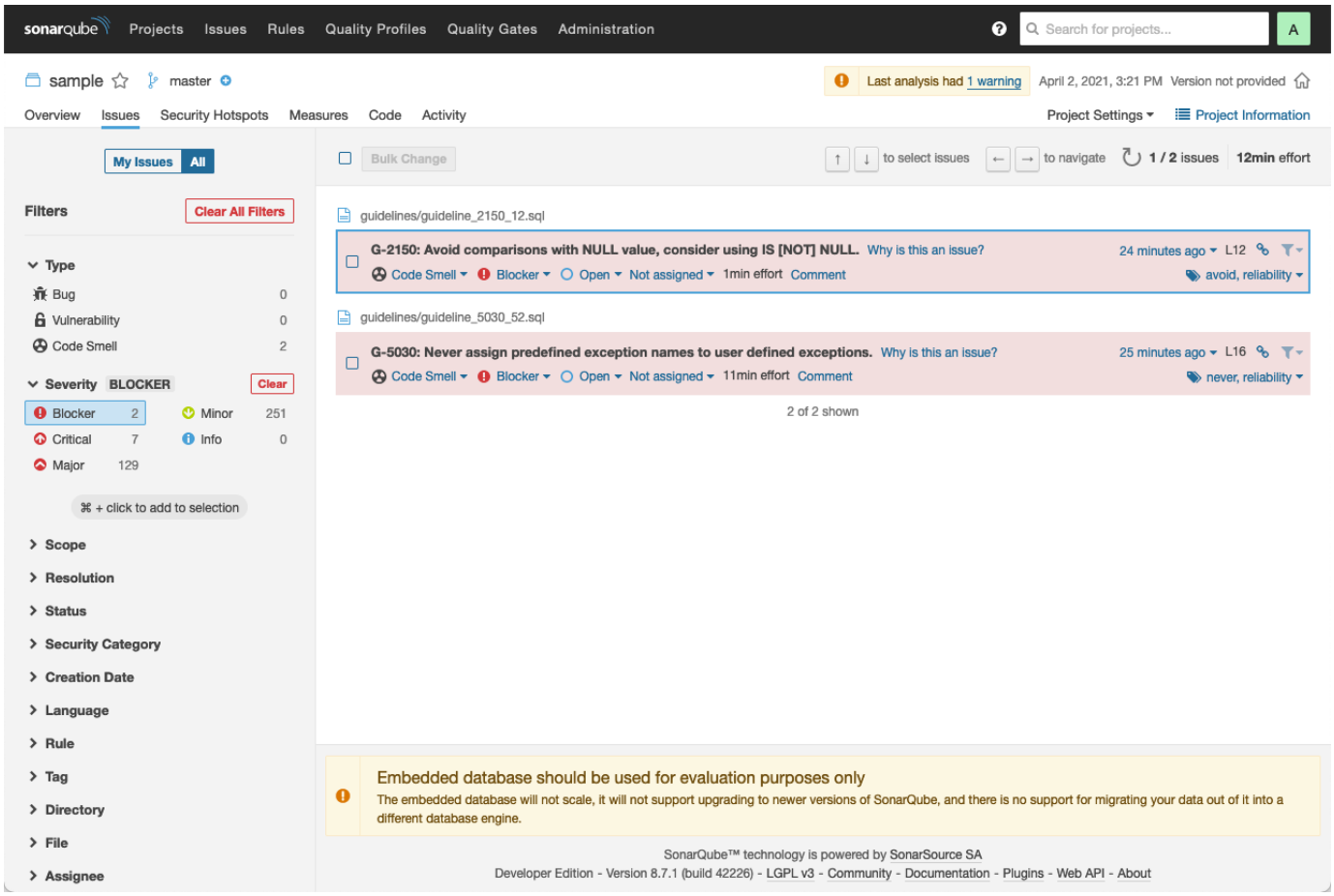

By clicking on the reddish box you can drill down to the source code.

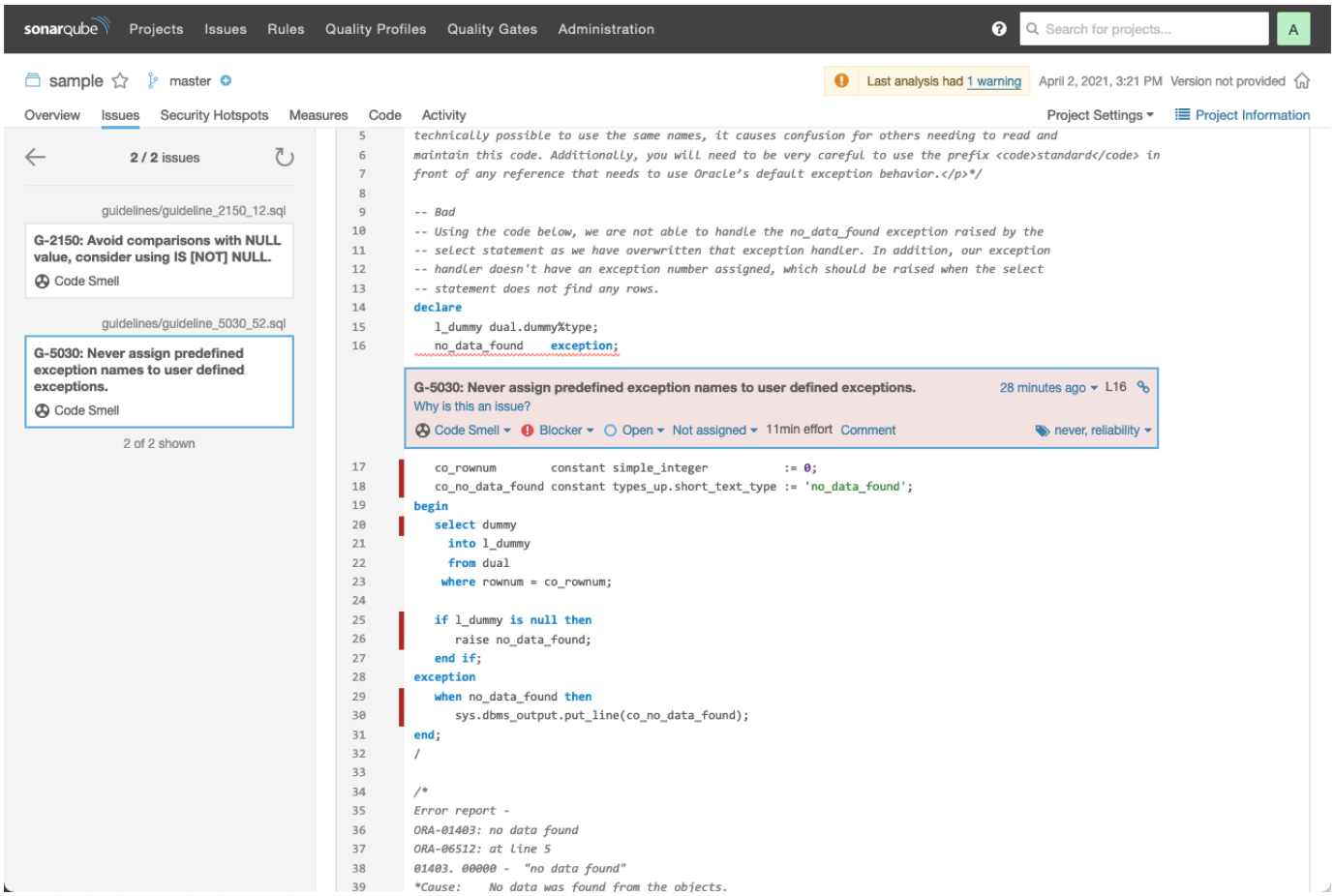

When clicking on `Why is this an issue?` the complete rule is shown in similar way as in these guidelines.

sonarqube Projects Issues Rules Quality Profiles Quality Gates Administration Search for projects... A

sample master Last analysis had 1 warning April 2, 2021, 3:21 PM Version not provided

G-5030: Never assign predefined exception names to user defined exceptions.

G-5030: Never assign predefined exception names to user defined exceptions.

trivadis:G-5030

Code Smell Blocker never, reliability Available Since Mar 30, 2021 db* CODECOP (PL/SQL) Linear with offset: 10min +1min per complexity

Reason

This is error-prone because your local declaration overrides the global declaration. While it is technically possible to use the same names, it causes confusion for others needing to read and maintain this code. Additionally, you will need to be very careful to use the prefix `standard` in front of any reference that needs to use Oracle's default exception behavior.

Bad

```
-- Using the code below, we are not able to handle the no_data_found exception raised by the
-- select statement as we have overwritten that exception handler. In addition, our exception
-- handler doesn't have an exception number assigned, which should be raised when the select
-- statement does not find any rows.
declare
   l_dummy dual.dummy%type;
   no_data_found    exception;
   co_rownum        constant simple_integer           := 0;
   co_no_data_found constant types_up.short_text_type := 'no_data_found';
begin
   select dummy
     into l_dummy
     from dual
    where rownum = co_rownum;

   if l_dummy is null then
      raise no_data_found;
   end if;
exception
   when no_data_found then
      sys.dbms_output.put_line(co_no_data_found);
end;
/

/*
Error report -
ORA-01403: no data found
ORA-06512: at line 5
01403. 00000 -  "no data found"
*Cause:    No data was found from the objects.
*Action:   There was no data from the objects which may be due to end of fetch.
*/
```

Good

```
declare
   l_dummy dual.dummy%type;
   empty_value      exception;
   co_rownum        constant simple_integer           := 0;
   co_empty_value   constant types_up.short_text_type := 'empty_value';
   co_no_data_found constant types_up.short_text_type := 'no_data_found';
begin
   select dummy
     into l_dummy
     from dual
    where rownum = co_rownum;

   if l_dummy is null then
      raise empty_value;
   end if;
exception
   when empty_value then
      sys.dbms_output.put_line(co_empty_value);
   when no_data_found then
      sys.dbms_output.put_line(co_no_data_found);
end;
/
```

See SonarQube documentation for more information.

db* CODECOP Command Line

Introduction

Trivadis db* CODECOP is a command line utility to check Oracle SQL*Plus files for compliance violations of this coding guideline.

Furthermore McCabe's cyclomatic complexity, Halstead's volume, the maintainability index and some other software metrics are calculated for each PL/SQL unit and aggregated on file level.

The code checking results are stored in XML, HTML and Excel files for further processing.

To get the most out of this command line utility you should make it part of your Continuous Integration environment by using the db* CODECOP for SonarQube plugin. This way you may control the quality of your code base over time.

Have also a look at db* CODECOP for SQL Developer if you are interested to check the code quality of PL/SQL code within SQL Developer. It's a free extension.

db* CODECOP supports custom validators. We provide some example validators in this GitHub repository. You may use these validators as is or amend/extend them to suit your needs.

Examples

Here are some screen shot taken from an of an HTML report based on the samples provided with db* CODECOP.

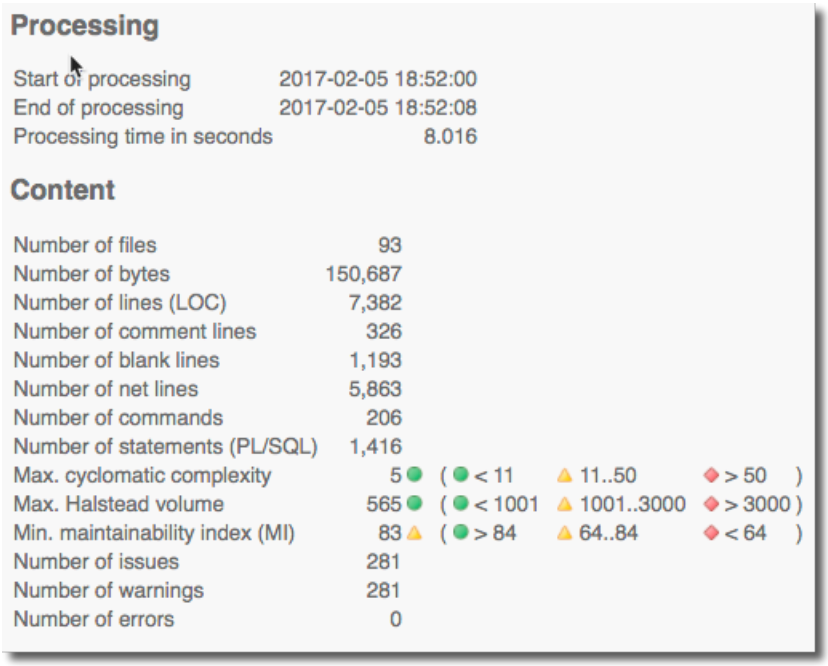

Processing

Start of processing	2017-02-05 18:52:00
End of processing	2017-02-05 18:52:08
Processing time in seconds	8.016

Content

Number of files	93			
Number of bytes	150,687			
Number of lines (LOC)	7,382			
Number of comment lines	326			
Number of blank lines	1,193			
Number of net lines	5,863			
Number of commands	206			
Number of statements (PL/SQL)	1,416			
Max. cyclomatic complexity	5	< 11	11..50	> 50
Max. Halstead volume	565	< 1001	1001..3000	> 3000
Min. maintainability index (MI)	83	> 84	64..84	< 64
Number of issues	281			
Number of warnings	281			
Number of errors	0			

Issue Overview

#	%	Severity	Characteristics	Message
1	0.4%	Blocker	Portability, Reliability	G-2150: Avoid comparisons with NULL value, consider using IS [NOT] NULL.
1	0.4%	Blocker	Reliability, Testability	G-5030: Never assign predefined exception names to user defined exceptions.
2	0.7%	Critical	Reliability	G-5070: Avoid using Oracle predefined exceptions
1	0.4%	Critical	Reliability	G-2160: Avoid initializing variables using functions in the declaration section.
1	0.4%	Critical	Reliability	G-4120: Avoid using %NOTFOUND directly after the FETCH when working with BULK OP
1	0.4%	Critical	Efficiency, Reliability	G-4230: Always use COALESCE instead of NVL, if parameter 2 of the NVL function is a fu
1	0.4%	Critical	Efficiency, Reliability	G-4240: Always use CASE instead of NVL2 if parameter 2 or 3 of NVL2 is either a function
1	0.4%	Critical	Maintainability	G-5020: Never handle unnamed exceptions using the error number.
40	14.2%	Major	Efficiency	G-7460: Try to define your packaged/standalone function to be deterministic if appropriate.
8	2.8%	Major	Reliability	G-7230: Avoid declaring global variables public.
4	1.4%	Major	Maintainability	G-3120: Always use table aliases when your SQL statement involves more than one source
4	1.4%	Major	Maintainability	G-4370: Avoid using EXIT to stop loop processing unless you are in a basic loop.
3	1.1%	Major	Maintainability	G-2180: Never use quoted identifiers.
3	1.1%	Major	Changeability, Reliability	G-3180: Always specify column names instead of positional references in ORDER BY claus
3	1.1%	Major	Changeability, Maintainability	G-7110: Try to use named notation when calling program units.
3	1.1%	Major	Maintainability, Reliability, Testability	G-7130: Always use parameters or pull in definitions rather than referencing external variab
2	0.7%	Major	Portability	G-2510: Avoid using the LONG and LONG RAW data types.
2	0.7%	Major	Maintainability, Reliability	G-3140: Try to use anchored records as targets for your cursors.
2	0.7%	Major	Reliability	G-5040: Avoid use of WHEN OTHERS clause in an exception section without any other spe
2	0.7%	Major	Maintainability, Testability	G-7430: Try to use no more than one RETURN statement within a function.
2	0.7%	Major	Maintainability, Testability	G-7710: Avoid cascading triggers.

Complex PL/SQL Units

File name	PL/SQL Unit	Line	# Lines	# Comment lines	# Blank lines	# Net lines	# Stmts	Cyclomatic complexity	Halstead volume	Maintainability index
guidelines/guideline_1040_04.sql	AnonymousPlsqlBlock	6	36	1	6	29	14	5	349	95
guidelines/guideline_4370_45.sql	AnonymousPlsqlBlock	9	30	0	3	27	13	5	411	83
guidelines/guideline_4310_39.sql	my_package.password_check	13	24	0	3	21	10	5	474	86
guidelines/guideline_4310_39.sql	my_package.password_check	50	24	0	3	21	10	5	474	86
guidelines/guideline_4320_40.sql	AnonymousPlsqlBlock	9	21	0	3	18	9	5	289	91
guidelines/guideline_4320_40.sql	AnonymousPlsqlBlock	38	26	0	3	23	9	5	346	87
guidelines/guideline_4370_45.sql	AnonymousPlsqlBlock	48	26	0	3	23	9	5	346	87
guidelines/guideline_1020_02.sql	AnonymousPlsqlBlock	9	29	0	4	25	11	4	282	86
guidelines/guideline_1020_02.sql	AnonymousPlsqlBlock	46	29	0	4	25	11	4	306	86
guidelines/guideline_1050_05.sql	AnonymousPlsqlBlock	6	15	0	1	14	5	4	113	102
guidelines/guideline_8110_78.sql	AnonymousPlsqlBlock	8	16	0	0	16	5	4	244	97
guidelines/guideline_1050_05.sql	AnonymousPlsqlBlock	31	15	0	1	14	5	4	124	101
guidelines/guideline_5030_52.sql	AnonymousPlsqlBlock	31	15	0	1	14	5	4	259	97
guidelines/guideline_4210_35.sql	AnonymousPlsqlBlock	4	12	2	1	12	4	4	125	137
guidelines/guideline_5020_51.sql	AnonymousPlsqlBlock	6	10	0	0	10	4	4	104	109
guidelines/guideline_4210_35.sql	AnonymousPlsqlBlock	19	7	1	0	7	4	4	93	145
guidelines/guideline_4380_47.sql	AnonymousPlsqlBlock	12	18	0	2	16	9	3	444	92
guidelines/guideline_4380_47.sql	AnonymousPlsqlBlock	41	16	0	1	15	8	3	419	94
guidelines/guideline_4120_32.sql	AnonymousPlsqlBlock	16	17	0	3	14	7	3	290	95
guidelines/guideline_4120_32.sql	AnonymousPlsqlBlock	46	16	0	2	14	7	3	304	96

File Overview

File name	# Warnings	# Errors	# Bytes	# Lines	# Net lines	# Cmds	# Stmts	Max. cyclomatic complexity	Max. Halstead volume	Min. MI	Elapsed seconds
guidelines/guideline_7240_68.sql	23	0	3,679	73	66	2	24	2	565	111	0.039
guidelines/guideline_1040_04.sql	11	0	1,427	61	48	2	19	5	349	95	0.054
guidelines/guideline_7130_62.sql	9	0	1,917	67	56	2	14	3	169	99	0.040
guidelines/guideline_7230_67.sql	9	0	1,855	60	47	4	6	1	68	123	0.019
guidelines/guideline_7220_66.sql	8	0	1,811	68	56	3	16	2	114	103	0.028
guidelines/guideline_7430_72.sql	8	0	997	42	34	3	8	2	102	111	0.014
guidelines/guideline_8410_na.sql	8	0	1,567	52	43	2	10	2	302	95	0.019
guidelines/guideline_3110_26.sql	7	0	478	20	14	2	0	0	0	221	0.016
guidelines/guideline_6020_59.sql	7	0	1,412	36	31	2	2	1	41	126	0.022
guidelines/guideline_7420_73.sql	7	0	949	37	32	2	9	3	114	107	0.016
guidelines/guideline_2510_25.sql	6	0	283	15	10	2	0	0	0	221	0.014
guidelines/guideline_3120_27.sql	6	0	1,278	45	33	5	0	0	0	221	0.029
guidelines/guideline_4310_39.sql	6	0	2,900	90	77	3	22	5	474	86	0.047
guidelines/guideline_7120_61.sql	6	0	1,033	43	36	2	8	3	69	107	0.022
guidelines/guideline_7150_64.sql	6	0	1,411	46	39	2	12	2	108	103	0.028
guidelines/guideline_1020_02.sql	5	0	1,239	75	62	2	26	4	306	86	0.063
guidelines/guideline_2210_18.sql	5	0	544	23	16	2	2	1	6	143	0.018
guidelines/guideline_2220_19.sql	5	0	565	23	16	2	2	1	6	143	0.015
guidelines/guideline_2330_22.sql	5	0	469	22	15	2	2	1	6	143	0.014
guidelines/guideline_3180_na.sql	5	0	390	21	14	2	0	0	0	221	0.015

guidelines/guideline_5030_52.sql overview

Issue#	Line	Severity	Message	Code Excerpt
1	6	Blocker	G-5030: Never assign predefined exception names to user defined exceptions.	no_data_found EXCEPTION;
2	16	Critical	G-5070: Avoid using Oracle predefined exceptions	RAISE no_data_found

guidelines/guideline_6010_58.sql overview

Issue#	Line	Severity	Message	Code Excerpt
1	7	Major	G-6010: Always use a character variable to execute dynamic SQL.	EXECUTE IMMEDIATE 'select employees_seq.nextval from
2	7	Minor	G-1050: Avoid using literals in your code.	'select employees_seq.nextval from dual'

These HTML and Excel reports have been created by db* CODECOP and are based on a simple set of good and bad example files distributed with db* CODECOP.

db* CODECOP Validators

db* CODECOP supports custom validators. A validator must implement the `PLSQLCopValidator` Java interface and has to be a direct or indirect descendant of the `PLSQLValidator` class. Such a class can be used in the command line utility and the SQL Developer extension.

For SonarQube a `ValidationConfig` is required. A config defines the validator with its rules and quality profile for SonarQube. See GLPValidatorConfig. The referenced XML files are generated based on the validator and the optional sample guidelines.

You may use these validators as is or amend/extend them to suit your needs.

Provided Validators

The db* CODECOP Validators project provides the following custom validators in the package `com.trivadis.tvdcc.validators`:

Class	Description
TrivadisPlsqlNaming	Checks Naming Conventions of the Trivadis PL/SQL & SQL Coding Guidelines
GLP	Checks naming of global and local variables and parameters
SQLInjection	Looks for SQL injection vulnerabilities, e.g. unasserted parameters in dynamic SQL
Hint	Looks for unknown hints and invalid table references
OverrideTrivadisGuidelines	Extends TrivadisGuidelines3 and overrides check for G-1050.
TrivadisGuidelines3Plus	Combines the validators TrivadisPlsqlNaming, SQLInjection and OverrideTrivadisGuidelines.

plscope-utils

Introduction

plscope-utils is based on PL/Scope which is available in the Oracle Database since version 11.1. It consists of the following two components:

- Core Database Objects

  Provides relational views and PL/SQL packages to simplify common source code analysis tasks. Requires a server side installation.

- SQL Developer Extension (plscope-utils for SQL Developer)

Extends SQL Developer by a `PL/Scope` node in the database navigator tree, context menus, views shown for tables, views and PL/SQL nodes and some reports. Requires a client side installation only.

Part of plscope-utils is a check of naming conventions according to this coding guideline - either as a database view or a Oracle SQL Developer report.

Appendix

A - PL/SQL & SQL Coding Guidelines as PDF

These guidelines are primarily produced in HTML using Material for MkDocs.

However, we provide these guidelines also as PDF produced by wkhtmltopdf.

The formatting is not perfect, but it should be adequate for those who want to work with offline documents.

B - Mapping new guidelines to prior versions

Old Id	New Id	Text	Severity	Change-ability	Effi-ciency	Maintain-ability	Po abi
1	1010	Try to label your sub blocks.	Minor			X	
2	1020	Always have a matching loop or block label.	Minor			X	
3	1030	Avoid defining variables that are not used.	Minor		X	X	
4	1040	Avoid dead code.	Minor			X	
5	1050	Avoid using literals in your code.	Minor	X			
6	1060	Avoid storing ROWIDs or UROWIDs in database tables.	Major				
7	1070	Avoid nesting comment blocks.	Minor			X	

n/a	1080	Avoid using the same expression on both sides of a relational comparison operator or a logical operator.	Minor		X	X	
8	2110	Try to use anchored declarations for variables, constants and types.	Major			X	
9	2120	Try to have a single location to define your types.	Minor	X			
10	2130	Try to use subtypes for constructs used often in your code.	Minor	X			
n/a	2135	Avoid assigning values to local variables that are not used by a subsequent statement.	Major		X	X	
11	2140	Never initialize variables with NULL.	Minor			X	
n/a	2145	Never self-assign a variable.	Minor			X	
12	2150	Avoid comparisons with NULL value, consider using IS [NOT] NULL.	Blocker				X
13	2160	Avoid initializing variables using functions in the declaration section.	Critical				
14	2170	Never overload variables.	Major				
15	2180	Never use quoted identifiers.	Major			X	
16	2185	Avoid using overly short names for explicitly or implicitly declared identifiers.	Minor			X	
17	2190	Avoid using ROWID or UROWID.	Major				X
18	2210	Avoid declaring NUMBER variables, constants or subtypes with no precision.	Minor		X		

19	2220	Try to use PLS_INTEGER instead of NUMBER for arithmetic operations with integer values.	Minor		X		
n/a	2230	Try to use SIMPLE_INTEGER datatype when appropriate.	Minor		X		
20	2310	Avoid using CHAR data type.	Major				
21	2320	Never use VARCHAR data type.	Major				X
22	2330	Never use zero-length strings to substitute NULL.	Major				X
23	2340	Always define your VARCHAR2 variables using CHAR SEMANTIC (if not defined anchored).	Minor				
24	2410	Try to use boolean data type for values with dual meaning.	Minor			X	
25	2510	Avoid using the LONG and LONG RAW data types.	Major				X
n/a	2610	Never use self-defined weak ref cursor types.	Minor	X		X	X
26	3110	Always specify the target columns when coding an insert statement.	Major			X	
n/a	3115	Avoid self-assigning a column.	Minor			X	
27	3120	Always use table aliases when your SQL statement involves more than one source.	Major			X	
28	3130	Try to use ANSI SQL-92 join syntax.	Minor			X	X
29	3140	Try to use anchored records as targets for your cursors.	Major			X	
n/a	3145	Avoid using SELECT * directly from a table or view.	Major		X	X	

n/a	3150	Try to use identity columns for surrogate keys.	Minor			X	
n/a	3160	Avoid visible virtual columns.	Major			X	
n/a	3170	Always use DEFAULT ON NULL declarations to assign default values to table columns if you refuse to store NULL values.	Major				
n/a	3180	Always specify column names instead of positional references in ORDER BY clauses.	Major	X			
n/a	3185	Never use ROWNUM at the same query level as ORDER BY.	Major				
n/a	3190	Avoid using NATURAL JOIN.	Major	X			
n/a	3195	Always use wildcards in a LIKE clause.	Minor			X	
30	3210	Always use BULK OPERATIONS (BULK COLLECT, FORALL) whenever you have to execute a DML statement for more than 4 times.	Major		X		
n/a	3220	Always process saved exceptions from a FORALL statement.	Major				
n/a	3310	Never commit within a cursor loop.	Critical		X		
n/a	3320	Try to move transactions within a non-cursor loop into procedures.	Major			X	
31	4110	Always use %NOTFOUND instead of NOT %FOUND to check whether a cursor returned data.	Minor			X	
32	4120	Avoid using %NOTFOUND directly after the FETCH when working with BULK OPERATIONS and LIMIT clause.	Critical				

33	4130	Always close locally opened cursors.	Major		X		
34	4140	Avoid executing any statements between a SQL operation and the usage of an implicit cursor attribute.	Major				
35	4210	Try to use CASE rather than an IF statement with multiple ELSIF paths.	Major			X	
36	4220	Try to use CASE rather than DECODE.	Minor			X	
37	4230	Always use a COALESCE instead of a NVL command, if parameter 2 of the NVL function is a function call or a SELECT statement.	Critical		X		
38	4240	Always use a CASE instead of a NVL2 command if parameter 2 or 3 of NVL2 is either a function call or a SELECT statement.	Critical		X		
n/a	4250	Avoid using identical conditions in different branches of the same IF or CASE statement.	Major			X	
n/a	4260	Avoid inverting boolean conditions with NOT.	Minor			X	
n/a	4270	Avoid comparing boolean values to boolean literals.	Minor			X	
39	4310	Never use GOTO statements in your code.	Major			X	
40	4320	Always label your loops.	Minor			X	
n/a	4325	Never reuse labels in inner scopes.	Major			X	
41	4330	Always use a CURSOR FOR loop to process the complete cursor results unless you are using bulk operations.	Minor			X	

42	4340	Always use a NUMERIC FOR loop to process a dense array.	Minor			X	
43	4350	Always use 1 as lower and COUNT() as upper bound when looping through a dense array.	Major				
44	4360	Always use a WHILE loop to process a loose array.	Minor		X		
n/a	4365	Never use unconditional CONTINUE or EXIT in a loop.	Major			X	
45	4370	Avoid using EXIT to stop loop processing unless you are in a basic loop.	Major			X	
46	4375	Always use EXIT WHEN instead of an IF statement to exit from a loop.	Minor			X	
47	4380	Try to label your EXIT WHEN statements.	Minor			X	
48	4385	Never use a cursor for loop to check whether a cursor returns data.	Major		X		
49	4390	Avoid use of unreferenced FOR loop indexes.	Major		X		
50	4395	Avoid hard-coded upper or lower bound values with FOR loops.	Minor	X		X	
n/a	5010	Try to use a error/logging framework for your application.	Critical				
51	5020	Never handle unnamed exceptions using the error number.	Critical			X	
52	5030	Never assign predefined exception names to user defined exceptions.	Blocker				

53	5040	Avoid use of WHEN OTHERS clause in an exception section without any other specific handlers.	Major				
54	n/a	Avoid use of EXCEPTION_INIT pragma for a 20nnn error.	Major				
55	5050	Avoid use of the RAISE_APPLICATION_ERROR built-in procedure with a hard-coded 20nnn error number or hard-coded message.	Major	X		X	
56	5060	Avoid unhandled exceptions.	Major				
57	5070	Avoid using Oracle predefined exceptions.	Critical				
n/a	5080	Always use FORMAT_ERROR_BACKTRACE when using FORMAT_ERROR_STACK or SQLERRM.	Minor			X	
58	6010	Always use a character variable to execute dynamic SQL.	Major			X	
59	6020	Try to use output bind arguments in the RETURNING INTO clause of dynamic DML statements rather than the USING clause.	Minor			X	
60	7110	Try to use named notation when calling program units.	Major	X		X	
61	7120	Always add the name of the program unit to its end keyword.	Minor			X	
n/a	7125	Always use CREATE OR REPLACE instead of CREATE alone.	Minor			X	
62	7130	Always use parameters or pull in definitions rather than referencing external variables in a local program unit.	Major			X	

63	7140	Always ensure that locally defined procedures or functions are referenced.	Major			X	
64	7150	Try to remove unused parameters.	Minor		X	X	
68	7160	Always explicitly state parameter mode.	Major			X	
n/a	7170	Avoid using an IN OUT parameter as IN or OUT only.	Major		X	X	
65	7210	Try to keep your packages small. Include only few procedures and functions that are used in the same context.	Minor		X	X	
66	7220	Always use forward declaration for private functions and procedures.	Minor	X			
67	7230	Avoid declaring global variables public.	Major				
n/a	7250	Never use RETURN in package initialization block.	Minor			X	
69	7310	Avoid standalone procedures – put your procedures in packages.	Minor			X	
70	7320	Avoid using RETURN statements in a PROCEDURE.	Major			X	
n/a	7330	Always assign values to OUT parameters.	Major			X	
71	7410	Avoid standalone functions – put your functions in packages.	Minor			X	
73	7420	Always make the RETURN statement the last statement of your function.	Major			X	
72	7430	Try to use no more than one RETURN statement within a function.	Major			X	

74	7440	Never use OUT parameters to return values from a function.	Major				
75	7450	Never return a NULL value from a BOOLEAN function.	Major				
n/a	7460	Try to define your packaged/standalone function deterministic if appropriate.	Major		X		
76	7510	Always prefix Oracle supplied packages with owner schema name.	Major				
77	7710	Avoid cascading triggers.	Major			X	
n/a	7720	Never use multiple UPDATE OF in trigger event clause.	Blocker			X	
n/a	7730	Avoid multiple DML events per trigger.	Minor			X	
n/a	7740	Never handle multiple DML events per trigger if primary key is assigned in trigger.	Major		X		
n/a	7810	Never use SQL inside PL/SQL to read sequence numbers (or SYSDATE).	Major		X	X	
n/a	7910	Never use DML within a SQL macro.	Critical				
78	8110	Never use SELECT COUNT(*) if you are only interested in the existence of a row.	Major		X		
n/a	8120	Never check existence of a row to decide whether to create it or not.	Major		X		
79	8210	Always use synonyms when accessing objects of another application schema.	Major	X		X	
n/a	8310	Always validate input parameter size by assigning the parameter to a size limited variable in the declaration section of program unit.	Minor			X	

n/a	8410	Always use application locks to ensure a program unit is only running once at a given time.	Minor		X		
n/a	8510	Always use dbms_application_info to track program process transiently.	Minor		X		
n/a	9010	Always use a format model in string to date/time conversion functions.	Major	X		X	
n/a	9020	Try to use a format model and NLS_NUMERIC_CHARACTERS in string to number conversion functions.	Major	X		X	
n/a	9030	Try to define a default value on conversion errors.	Minor			X	
n/a	9040	Try using FX in string to date/time conversion format model to avoid fuzzy conversion.	Minor				

1. We see a table and a view as a collection. A jar containing beans is labeled "beans". In Java we call such a collection also "beans" (`List<Bean> beans`) and name an entry "bean" (`for (Bean bean : beans) {...}`). An entry of a table is a row (singular) and a table can contain an unbounded number of rows (plural). This and the fact that the Oracle Database uses the same concept for their tables and views lead to the decision to use the plural to name a table or a view. ↩ ↩ ↩
2. It used to be good practice to use uppercase keywords and lowercase names to help visualize code structure. But practically all editors support more or less advanced color highlighting of code, similar to the examples in these guidelines. Hence as of version 4.0 we are now recommending all lowercase, as this is easier and faster for the brain to process. You may choose to prefer the old rule - however, it is important to always be consistent, like for example keywords always in uppercase and names always in lowercase. ↩
3. Tabs are not used because the indentation depends on the editor configuration. We want to ensure that the code looks the same, independent of the editor used. Hence, no tabs. But why not use 8 spaces? That's the traditional value for a tab. When writing a package function the code in the body has an indentation of 3. That's 24 characters as a starting point for the code. We think it's too much. Especially if we try to keep a line below 100 or 80 characters. Other good options would be 2 or 4 spaces. We settled for 3 spaces as a compromise. The indentation is still good visible, but does not use too much space. ↩